



NOTTINGHAM CITY COUNCIL

WOLLATON AND LENTON ABBEY AREA COMMITTEE (AREA 7)

Date: Monday, 16 November 2015

Time: 5.00 pm

Place: Dining Room - at the Council House

Councillors are requested to attend the above meeting to transact the following business

Corporate Director for Resilience

Governance Officer: Noel McMenamin, Governance Officer **Direct Dial: 0115 876 4304**

AGENDA

Pages

- | | | |
|----------|--|---------|
| 1 | APOLOGIES FOR ABSENCE | |
| 2 | DECLARATIONS OF INTERESTS | |
| 3 | MINUTES
Last meeting held on 21 September 2015 | 3 - 10 |
| 4 | NOTTINGHAM CITY HOMES
Report of Chief Executive, Nottingham City Homes | 11 - 28 |
| 5 | HEALTH AND WELLBEING STRATEGY ENGAGEMENT:
HEALTHIER, HAPPIER LIVES
The Committee to consider 'From your experience, what is stopping citizens from living happier, healthier lives'? | 29 - 36 |
| 6 | NOTTINGHAM WESTERN CYCLE CORRIDOR
Presentation on behalf of Deputy Chief Executive/Corporate Director for Development and Growth | |
| 7 | AREA COMMITTEE COMMUNITY REPRESENTATIVES
Report of Corporate Director of Commercial and Operations | 37 - 42 |
| 8 | ITEMS FROM COMMUNITY REPRESENTATIVES | |

To submit to Governance Officer by Thursday 12 November 2015

- | | | |
|-----------|--|---------|
| 9 | WARD PERFORMANCE REPORTS – QUARTER 4
Report of Corporate Director of Commercial and Operations | 43 - 82 |
| 10 | AREA CAPITAL FUND | 83 - 88 |
| 11 | NOTTINGHAMSHIRE POLICE UPDATE
Verbal update by Inspector Wilson | |

IF YOU NEED ANY ADVICE ON DECLARING AN INTEREST IN ANY ITEM ON THE AGENDA, PLEASE CONTACT THE GOVERNANCE OFFICER SHOWN ABOVE, IF POSSIBLE BEFORE THE DAY OF THE MEETING

CITIZENS ATTENDING MEETINGS ARE ASKED TO ARRIVE AT LEAST 15 MINUTES BEFORE THE START OF THE MEETING TO BE ISSUED WITH VISITOR BADGES

CITIZENS ARE ADVISED THAT THIS MEETING MAY BE RECORDED BY MEMBERS OF THE PUBLIC. ANY RECORDING OR REPORTING ON THIS MEETING SHOULD TAKE PLACE IN ACCORDANCE WITH THE COUNCIL'S POLICY ON RECORDING AND REPORTING ON PUBLIC MEETINGS, WHICH IS AVAILABLE AT WWW.NOTTINGHAMCITY.GOV.UK. INDIVIDUALS INTENDING TO RECORD THE MEETING ARE ASKED TO NOTIFY THE GOVERNANCE OFFICER SHOWN ABOVE IN ADVANCE.

NOTTINGHAM CITY COUNCIL

WOLLATON AND LENTON ABBEY AREA COMMITTEE (AREA 7)

MINUTES of the meeting held at the Council House on 21 September 2015 from 5.01 pm - 6.29 pm

Membership

Present

Absent

Councillor Steve Battlemuch (Chair)
Councillor Sally Longford (Vice Chair)
Councillor Jim Armstrong
Councillor Georgina Culley
Councillor Sam Webster

Colleagues, partners and others in attendance:

David Allen	- North Wollaton Residents Association
Gary Beaven	- Wollaton Park Residents Association
Pauline Dorey	- Neighbourhood Development Officer
Peter Drinkwater	- St Leonards Community Centre
Alan Hall	- Wollaton Historical and Conservation Society
Paul Howard	- Nottingham City Homes
Rob Kirkwood	- Friends of Wollaton Park
John Marsh	- Central Locality Manager
Adam McGregor	- Lenton Abbey Residents Association
Bill Smith	- Lenton Abbey Friends and Fun Day Association
Anthony Swannell	- Wollaton Vale Residents Association
Laura Wilson	- Governance Officer
Insp Rob Wilson	- Nottinghamshire Police

15 APOLOGIES FOR ABSENCE

Melanie Futer, University of Nottingham
Lylse-Anne Renwick, Neighbourhood Development Officer

16 DECLARATIONS OF INTERESTS

None

17 MINUTES

Subject to the inclusion of the following attendees, the Committee confirmed the minutes of the meeting held on 22 June 2015 as a correct record and they were signed by the Chair:

Lylse-Anne Renwick, Neighbourhood Development Officer
Chanel Richards, Nottingham City Homes
Bill Smith, Lenton Abbey Friends and Fund Day Association
Inspector Rob Wilson, Nottinghamshire Police

Councillor Georgina Culley requested that the meeting in February 2016 be changed from the 8th to the 15th. It was agreed that this will be looked at outside of the meeting and discussed/agreed at the next meeting.

18 NOTTINGHAM FESTIVALS MONTH

Nigel Hawkins, Head of Culture and Libraries, gave a presentation on festivals taking place in Nottingham in October and highlighted the following points:

- (a) a video promoting Nottingham as the UK's festival city in October has been released on YouTube and viewed over 20,000 times;
- (b) the promotion is being done to attract overnight visitors to Nottingham and help boost the economy to £1 billion by 2020 through partnership working. It will also help build a profile for the City and better promote its events offer;
- (c) £120,000 has been budgeted for the project to reinvigorate Nottingham as the primary visitor destination for October for 2015 and 2016;
- (d) £45,000 of the £120,000 budget has been invested into a destination marketing campaign;
- (e) events include:
 - Goose Fair;
 - a Spiegel Tent – music/drama/comedy/cabaret;
 - the Robin Hood Beer and Cider Festival;
 - an international Microfilm Festival;
 - the Hockley Hustle;
 - Oktoberfest;
 - Robin Hood Festival Week
 - the Robin Hood Pageant;
 - Game City;
 - the Nottingham Fringe Festival;
 - the Nottingham Canal Festival, plus many more;
- (f) there are adverts in 6 national newspapers, including The Times, The Guardian, and The Sun on Sunday;
- (g) there are radio adverts on 4 stations, including Heart Yorkshire and North West, Smooth North West and West Midlands;
- (h) there is a competition running until the end of September to win one of two weekend stays, with over 1,500 entries so far;
- (i) public relations include:
 - a media announcement sent out on 1 August;
 - engaging with local, regional and national media outlets;
 - tailored press announcements for families, foodies and beer lovers;
 - social media advertising through Google AdWords, Facebook and Twitter.

The Committee and others in attendance made the following comments:

- (j) there are many other events happening in the City in October but all of them are not included in the brochure as there was a deadline for submitting information. Other brochures and advertising will cover the other events;
- (k) this is the first time this approach has been taken so it is important to learn from it;
- (l) the project is impressive and includes something for all ages.

RESOLVED to thank Nigel for his presentation and request that analysis of the success of the project be submitted to a future meeting.

19 POLICING ISSUES IN AREA 7

Inspector Rob Wilson, Nottinghamshire Police, updated the Committee on the following issues:

Wollaton East and Lenton Abbey

- (a) dwelling burglary has reduced by 17 offences year to date, which is a 51% reduction;
- (b) criminal damage has increased based on last year's figures but the beat team have intervened so it is reducing again;
- (c) burglary other has increased based on last year's figures which is mainly due to sheds and garages being left insecure;
- (d) there has been a slight increase in car crime year to date but the number of incidents is still quite low at 7;
- (e) 16 homes have been fitted with solar security lights;
- (f) there are lots of activities to promote crime prevention including the timer campaign, involvement in the week of action, etc;

Wollaton West

- (g) dwelling burglary has reduced by 18 offences year to date, which is a 55% reduction;
- (h) burglary other has reduced by 59 offences year to date, which is an 84% reduction;
- (i) there has been shop theft from the Co-ops so work is being done with them on crime prevention;

General

- (j) there is a reduction in bike theft from the university grounds;
- (k) some of the crime figures contained within the ward performance report are incorrect but will be updated for the next meeting.

20 AREA COMMITTEE COMMUNITY REPRESENTATIVES

Pauline Dorey, Neighbourhood Development Officer, introduced the Strategic Director for Commercial and Neighbourhood Services' report proposing the appointment of Community Representatives for the 2015/16 municipal year.

The Committee was informed of an addition to the proposals in the report: Peter Drinkwater representing St Leonard's Community Centre.

RESOLVED to

- (1) **appoint the following Community Representatives for the 2015/16 municipal year:**
 - Adam McGregor, Lenton Abbey Residents Association**
 - Gary Beaven, Wollaton Park Residents Association**
 - Lynne Dilks, North Wollaton Residents Association**
 - David Allen, North Wollaton Residents Association**
 - Anthony Swannell, Wollaton Vale Residents Association**
 - Alan Hall, Wollaton Historical and Conservation Society**
 - Rob Kirkwood, Friends of Wollaton Park**
 - Angharad Smith and Sam Peaker, University of Nottingham Student Union**
 - Peter Drinkwater, St Leonard's Community Centre;**
- (2) **note that representatives from the following organisations will be appointed at the next meeting:**
 - Lenton Abbey Friends and Fun Day Association**
 - Sheila Roper Community Association**
 - Nottingham City Homes**
 - Wollaton and Lenton Abbey Neighbourhood Watch Association**
 - Partnership Council**
 - Muslim Community Centre**

21 ISSUES RAISED BY COMMUNITY REPRESENTATIVES

Gary Beaven, Wollaton Park Residents Association, informed the Committee that the AGM had been held last week and apologised for not inviting ward Councillors. The AGM was not very well attended and the Association is currently without a Secretary.

Rob Kirkwood, Friends of Wollaton Park, informed the Committee that their AGM is being held on 6 October and will include a tour of Wollaton Hall at 6.30 pm.

John Marsh, Central Locality Manager, circulated information on Japanese Knotweed, including how to remove it, as it had been raised at a previous meeting.

22 WARD PERFORMANCE

John Marsh, Central Locality Manager, introduced the Strategic Director for Commercial and Neighbourhood Services' report providing ward performance updates on key issues and themes which link back to local priorities and the strategic themes in Nottingham Plan 2020.

RESOLVED to note the ward performance reports for Quarter 2 2015/16.

23 DELEGATED AUTHORITY

John Marsh, Central Locality Manager, and Pauline Dorey, Neighbourhood Development Officer, introduced the Strategic Director for Commercial and Neighbourhood Services' report detailing the decisions taken under delegated authority to support the local community.

Images of the Wollaton Park Sports Pavilion were shown to demonstrate what it could look like after investment.

Pauline and Councillor Sally Longford informed the Committee that consultation has been undertaken on the proposals for Sutton Passeys Play Area. The consultation shows that residents would prefer a rustic design with a slide in the same location as the current play area. A bid has been submitted for funding and will be reapplied for if it isn't successful.

The Committee was also informed that the allocations for Wollaton East and Lenton Abbey were agreed on 8 September 2015, and the remaining budget for Wollaton and Lenton Abbey will be included in the report to the next meeting.

RESOLVED to note the actions taken under delegated authority:

(1) Wollaton West

Item	Recipient	Date agreed	Total
Middleton Primary School road safety signs	Middleton Primary School	10/04/2015	£120
Brendon Road/ Wollaton Road Feasibility Study	Nottingham City Council	20/04/2015	£1,500
Wollaton Park toilet signage upgrade	Nottingham City Council	20/04/2015	£500
Wollaton Park Sports Pavilion	Nottingham City Council	05/05/2015	£2,000
Wollaton West Neighbourhood in Bloom	Nottingham City Council	29/04/2015	£1,150

Total	£5,270
Total uncommitted funds 2014/15	£5,868
Total allocation	£15,000
Total uncommitted balance to date	£15,598

(2) Wollaton East and Lenton Abbey

Item	Recipient	Date agreed	Total
Fun day on Farndon Green and other community event	Nottingham City Council	08/09/2015	£2,500
Christmas events and other cultural celebrations	Nottingham City Council	08/09/2015	£4,500

Total £7,000

24 AREA CAPITAL FUND

John Marsh, Central Locality Manager, and Pauline Dorey, Neighbourhood Development Officer, introduced the Strategic Director for Commercial and Neighbourhood Services' report requesting approval for Area Capital Fund schemes.

RESOLVED to

(1) note that the following money is available:

Wollaton East and Lenton Abbey	£54,765
Wollaton West	£6,168

(2) approve the following schemes:

Wollaton East and Lenton Abbey Local Transport Plan Schemes:

Location	Type	Estimate	Details
Charles Avenue area	Parking survey	£1,000	Parking survey to ascertain options to resolve parking issues

Wollaton East and Lenton Abbey Withdrawn Schemes:

Location	Type	Amount	Details
Woodside Road Phase 1	Parking	£7,884	Improvement of parking access to include dropped kerbs, hard standing and drainage

Wollaton West Local Transport Plan Schemes:

Location	Type	Estimate	Details
Schools road safety	Signage and lining	£2,250	Assessment and replacement of signs/lines outside schools in identified locations across the ward
Arleston Drive	Assessment	£1,750	Assessment of traffic calming measures
Wollaton Road/ St Leonards Drive	Zebrites	£5,500	Retrofit LED units to existing belisha beacons at the zebra crossing on Wollaton Road

Location	Type	Estimate	Details
Woodbank Drive	Road markings	£1,500	Provision of 20mph roundels to increase awareness of the speed limit
Hambledon Drive	Footpath	£24,837	Reconstruction of a footpath on the odd numbered side

Wollaton West Public Realm Schemes

Location	Type	Estimate	Details
Hambledon Drive	Footpath	£1,289	Reconstruction of a footpath on the odd numbered side
Wollaton Road	Bus stop cage	£2,000	Improve the safety for public transport users by introducing measures to prevent parking at bus stops
Wollaton ward bins	Litter bins	£1,462	Supply and fit litter bins on Derby Road, Bramcote Lane and Grangewood Estate
Wollaton Park play area	Café	£20,000	Contribution to the provision of a café in the existing building by the play area
Ringwood Crescent	Survey	£3,000	Survey to examine issues around commuter parking

25 NOTTINGHAM CITY HOMES UPDATE

Paul Howard, Tenancy and Estate Manager, introduced the Chief Executive of Nottingham City Homes' report providing updates on key issues and themes which link back to local priorities and strategic themes for Nottingham City Homes.

Paul informed the Committee that there is a request for funding included on page 92 of the agenda which approval is sought for.

RESOLVED to

- (1) note the update report;**
- (2) approve the allocation of £1,000 from the Wollaton East and Lenton Abbey environmental budget towards the upgrade of Enderby Square allotments, noting that this funding was previously agreed towards the upgrade of the Brook Road allotments but now needs to be decommitted.**

This page is intentionally left blank

NCH update report



AREA 7 COMMITTEE (Wollaton West, Wollaton East & Lenton Abbey) – November 2015

Title of paper:	Nottingham City Homes Update Report	
Director(s)/ Corporate Director(s):	Nick Murphy Chief Executive of Nottingham City Homes	Wards affected: Wollaton West, Wollaton East & Lenton Abbey
Report author(s) and contact details:	Leanne Hoban Decent Neighbourhoods Manager Leanne.hoban@nottinghamcityhomes.org.uk Paul Howard Tenancy and Estate Manager	

	Paul.howard@nottinghamcityhomes.org.uk	
Other colleagues who have provided input:	Lisa Dawkins, Tenant and Community Involvement Manager	
Date of consultation with Portfolio Holder(s) (if relevant)		
Relevant Council Plan Strategic Priority:		
Cutting unemployment by a quarter		<input type="checkbox"/>
Cut crime and anti-social behaviour	x	<input type="checkbox"/>
Ensure more school leavers get a job, training or further education than any other City		<input type="checkbox"/>
Your neighbourhood as clean as the City Centre	x	<input type="checkbox"/>
Help keep your energy bills down		<input type="checkbox"/>
Good access to public transport		<input type="checkbox"/>
Nottingham has a good mix of housing		<input type="checkbox"/>
Nottingham is a good place to do business, invest and create jobs		<input type="checkbox"/>
Nottingham offers a wide range of leisure activities, parks and sporting events		<input type="checkbox"/>
Support early intervention activities		<input type="checkbox"/>
Deliver effective, value for money services to our citizens	x	<input type="checkbox"/>
Summary of issues (including benefits to customers/service users):		
<p>The area performance reports provide updates on key issues and themes which link back to local priorities and the strategic themes for Nottingham City Homes.</p> <p>The reports provide summary updates on the following key themes:</p> <ul style="list-style-type: none"> • Capital Programme and major work • Area Regeneration and Environmental Issues • Key messages from the Tenant and Leasehold Congress 		

<ul style="list-style-type: none"> • Tenant and Residents Associations updates • Area Performance Figures <p>Good news stories & positive publicity</p>	
<p>Recommendation(s):</p>	
	<p>Area Committee note the allocation of funds for 2015/16 appendix 1</p> <p>Area Committee note and comment on paragraphs 1-6 listed below.</p> <p>That Area Committee approve the Area Capital Programme Funding for Wollaton West, Wollaton East & Lenton Abbey Wards as set out in appendix 2</p>

1 REASONS FOR RECOMMENDATIONS (INCLUDING OUTCOMES OF CONSULTATION)

- 1.1 The Nottingham City Homes Update Report provides a descriptive and statistical picture of what is happening at an area level and invite community representatives to comment, debate, and challenge and identify how they can add value to improve their
- 1.2 The Nottingham City Homes Update Report also monitors progress in the wards and acts as a catalyst for debate about the key performance issues impacting upon the ward on a quarterly basis.

2 BACKGROUND (INCLUDING OUTCOMES OF CONSULTATION)

- 2.1 Nottingham City Homes previously reported on performance at local Area Panels that sat below the respective Area Committees. These panels were attended by local residents, local Councillors and partner agencies.

- 2.2 Nottingham City Homes has a goal to ‘create homes and places where people want to live’ and to give tenants and leaseholders an input in shaping what happens in their area. The Nottingham City Homes Update and Performance Report is one of a number of initiatives that increases the transparency and accountability of the Company’s performance
- 2.3 Following the decision for Nottingham City Homes reps to attend Area Committee, it was decided to provide the Nottingham City Homes Update Report to Area Committee.

3 OTHER OPTIONS CONSIDERED IN MAKING RECOMMENDATIONS

- 3.1 None

4 FINANCIAL IMPLICATIONS (INCLUDING VALUE FOR MONEY/VAT)

4.1 None

5 RISK MANAGEMENT ISSUES (INCLUDING LEGAL IMPLICATIONS AND CRIME AND DISORDER ACT IMPLICATIONS)

5.1 None

6 EQUALITY IMPACT ASSESSMENT

Has the equality impact been assessed?

Not needed (report does not contain proposals or financial decisions)

No

Yes— Equality impact Assessment attached

Page 15
7 **LIST OF BACKGROUND PAPERS OTHER THAN PUBLISHED WORKS OR THOSE DISCLOSING CONFIDENTIAL OR EXEMPT INFORMATION**

7.1 None

8 PUBLISHED DOCUMENTS REFERRED TO IN COMPILING THIS REPORT



NCH update report

Time: 5.00pm

Date: 16th November 2015

Presented by: Paul Howard

Page 16

	Item	Executive Summary / Key Points	For information or decision
1	Capital Programme & major works	<p>Stock condition survey A five year planned programme of stock condition surveys has commenced across the City. A comprehensive survey, it will gather information to help ensure our properties are maintained through planned programmes of refurbishment as well as informing the current and future active Asset Management strategy.</p> <p>Solar PV Homes eligible for panels have been written to. Suitability was based on specific criteria like the roof size and the direction houses face. The</p>	Information

		<p>installation programme is being escalated due to possible reduction in the feed in tariff in early 2016. It is aimed that where customers who have expressed an interest and where the roof is suitable panels will be installed by the end of the year.</p> <p>Secure Warm Modern (Maintaining decency) After successfully bringing our homes up to the Nottingham Decent Homes Plus Standard in March 2015, we are now focussed on maintaining this standard with ongoing planned works programmes.</p> <p>A four year property improvement framework tender has been awarded to a constructor partner who will embark on this planned programme of property refurbishment during Autumn 2015.</p> <p>The Decent Homes Standard is set by government to ensure that homes meet certain minimum criteria. There are four criteria that we consider when planning our Secure Warm Modern Improvement works. These determine whether or not a home is considered decent.</p> <ol style="list-style-type: none"> 1. Is the property in a reasonable state of repair? 2. Does it have reasonably modern facilities or services? 3. Is there efficient heating and insulation? 4. Does the property meet the statutory minimum standard set out by the Housing Health and Safety Rating System (HHSRS)? <p>External wall insulation Properties in Lenton Abbey are to benefit from external wall insulation under the Nottingham Greener Housing scheme. Work will be starting in mid to late October.</p>	
2	Area Regeneration and Environmental Issues	<p>Wollaton West Works have been completed at Capitol Court to improve the block paving</p>	Information

		<p>and this has improved the entrance to this complex.</p> <p>Wollaton East & Lenton Abbey We are currently working on the delivery of the hardstanding installation project to Woodside Road and this will reduce the amount of cars parking and crossing the grass verges. This will in turn also improve the appearance on this street if cars are parked appropriately within each property boundary.</p>	
3	Key messages from the Communities in Action Group	<p>Due to recent poor attendance at CIA meetings and further consultation with group members and staff, it has been decided to close the Communities in Action Group and to explore possible new opportunities as part of the forthcoming NCH Tenant & Leaseholder Involvement Strategy review. NCH Area Committee representatives will continue to be identified and supported by Tenant & Leaseholder Involvement team at NCH.</p>	X
4	Tenant and Residents Associations updates	<p>Lenton Abbey</p> <ul style="list-style-type: none"> • Currently working with LARA to submit an application for Ten Year Anniversary 'Making a Difference' Funding. LARA have consulted with local Tenant and Residents at the LAFFDA event on 4th July and carried out on-street consultation and a number of people have suggested that they would like a skate park/BMX park and improved facilities to play football. Also to go swimming. • Hope Nottingham who work closely with LARA have been successful in receiving Ten Year Anniversary Funding and project works commenced on 7th October on the community allotment on Wensor Avenue. Grow and cook sessions will be delivered for local tenants by the centre. <p>Wollaton East</p> <ul style="list-style-type: none"> • Sutton Passeys Crescent park consultation event took place on 4th August to engage with local tenants. • Farndon Green fun day also took place on 14th August to engage with local tenants. 	X

5	Area Performance Figures	See Appendix 1	X
6	Good news stories & positive publicity	Consultation meeting on 26 October regarding external wall insulation project in Lenton Abbey.	X

APPENDIX 2

Area	Ward	Actual Budget (including carry over from 2014/15)	Schemes Approved	Schemes Committed	Schemes De Committed	Remaining Budget
7	Wollaton West	£7,234	£7,234	£7,234	£0	£0
7	Wollaton East & Lenton Abbey	£54,195	£36,191	£36,191	£0	£18,004

Address	Request	Reason	Nottingham City Homes Officer	Cost	Approval
---------	---------	--------	-------------------------------	------	----------







No Requests

This page is intentionally left blank









Area report - Wollaton East/Lenton Abbey and Wollaton West

Generated on: 16 September 2015





AC7-1 Anti-social behaviour

Performance indicator and definition	Target	2015/16			2014/15	2013/14	Latest Note
		Value	Status	Long Trend	Value	Value	
% of ASB cases resolved by first intervention – Central region <i>Note: This PI monitors the ability of the HPM to select the correct first intervention.</i>	84%	100%			86.67%	84.78%	Good performance in first quarter in relation to this indicator. Quite a few overgrown garden cases resolved by first intervention
% of ASB cases resolved – Central region <i>Note: This PI measures the proportion of ASB cases NCH has successfully resolved. Data for this PI is not available by ward and is reported by Housing Office.</i>	97.8%	100%			100%	100%	Strong performance in this quarter for this PI.
Number of new ASB cases – Central region <i>Note: Data for this PI is only available by Housing Office.</i>		31			121	144	
Tenant satisfaction with the ASB service - Central region <i>Note: Data for this PI is only available by Housing Office.</i>	8					7.8	trend is improving but more work to be done to reach target; customer care is paramount issue and is constantly reinforced through one to ones







AC7-2 Repairs

Performance indicator and definition	Target	2015/16			2014/15	2013/14	Latest Note
		Value	Status	Long Trend	Value	Value	
% of repairs completed in target – AC - Wollaton East/Lenton Abbey and Wollaton West <i>Note: This PI monitors the proportion of repairs being completed within agreed timescales.</i>	96%	93.83%			97.49%	96.73%	
% of repairs completed in target – Wollaton East & Lenton Abbey Ward <i>Note: This PI monitors the proportion of repairs being completed within agreed timescales.</i>	96%	93.14%			97.28%	96.67%	
% of repairs completed in target – Wollaton West Ward <i>Note: This PI monitors the proportion of repairs being completed within agreed timescales.</i>	96%	95.98%			98.22%	97%	
Tenant satisfaction with the repairs service <i>Note: Data for this PI is only available citywide</i>	9	9.01			8.9	8.78	WS June-2015 Whilst slightly short of the Corporate Plan target of 9, performance of 8.94 in 2014/15 is higher than all previous annual outturn's. We are changing how we survey this satisfaction going forward which may have a positive or negative affect on this KPI.







AC7-3 Rent Collection

Performance indicator and definition	Target	2015/16			2014/15	2013/14	Latest Note
		Value	Status	Long Trend	Value	Value	
<p>% of rent collected</p> <p><i>Note: This PI measures the amount of rent collected (including tenant arrears) as a percentage of rent due for the current year. Data for this indicator is not available by ward and is reported city wide.</i></p> <p><i>Trend shows as improving if value is over 100% as arrears are decreasing.</i></p>	100%	100.13%			100.56%	100.02%	<p>Although performance is behind target, and slightly behind the position at this point last year, this is a year-end target and we are on track to achieve 100% by the end of quarter two. We have a range of initiatives planned to improve collection rate. We are focusing on the Responsible Tenant Reward recipients from last year. All those who received the reward last year but who have failed to reduce their debt will be targeted by the team. In addition we have a cash collection competition running in August and a data capture competition. The latter will have the added benefit of increased contact which should improve the collection rate.</p>
<p>% of tenancies ending due to eviction</p> <p><i>Note: This PI monitors the percentage of tenants being evicted due to rent arrears and is reported citywide.</i></p>	0.45%	0.5%			0.56%	0.74%	<p>We continue to work hard to sustain tenancies and only evict when all other avenues have been exhausted. We have evicted only half the number of tenants for rent arrears compared to the same point last year.</p>







AC7-4a Empty properties - Average relet time

Performance indicator and definition	Target	2015/16			2014/15	2013/14	Latest Note
		Value	Status	Long Trend	Value	Value	
<p>Average void re-let time (calendar days) – AC - Wollaton East/Lenton Abbey and Wollaton West</p> <p><i>Note: This PI measures how long it takes NCH to re-let empty properties from the end of the old tenancy to the start of the new tenancy</i></p>	25	12.21			14.9	14.68	<p>Void performance summary: There are currently 6 empty properties in the Area Committee 7 area. The average time to relet properties in the Area Committee 7 area is 25 days. There have been 31 new lettings this year. The city wide time to let empty properties is 26. Our voids processes have recently undergone a review. In the long term this should result in an improvement in performance. There are still some long term/hard to let properties in the system which have an adverse effect on performance. The longest a property has been empty in this area is 4 weeks. The lettings service houses around 200 families each month around the city.</p>
<p>Average void re-let time (calendar days) – Wollaton East & Lenton Abbey Ward</p> <p><i>Note: This PI measures how long it takes NCH to re-let empty properties from the end of the old tenancy to the start of the new tenancy</i></p>	25	13.08			13.11	13.48	<p>Void performance summary: There are currently 5 empty properties in the Wollaton East & Lenton Abbey ward area. The average time to relet properties in the Wollaton East & Lenton Abbey ward area is 23 days. There have been 20 new lettings this year. The city wide time to let empty properties is 26. Our voids processes have recently undergone a review. In the long term this should result in an improvement in performance. There are still some long term/hard to let properties in the system which have an adverse effect on performance. The longest a property has been empty in this area is 3 weeks. The lettings service houses around 200 families each month around the city.</p>
<p>Average void re-let time (calendar days) – Wollaton West Ward</p> <p><i>Note: This PI measures how long it takes NCH to re-let empty properties from the end of the old tenancy to the start of the new tenancy</i></p>	25	10.71			18.59	19.29	<p>Void performance summary: There are currently 1 empty properties in the Wollaton West ward area. The average time to relet properties in the Wollaton West ward area is 29 days. There have been 11 new lettings this year. The city wide time to let empty properties is 26. Our voids processes have recently undergone a review. In the long term this should result in an improvement in performance. There are still some long term/hard to let properties in the system which have an adverse effect on performance. The longest a property has been empty in this area is 4 weeks. The lettings service houses around 200 families each month around the city.</p>







AC7-4b Empty properties - Lettable voids

Performance indicator and definition	Target	2015/16			2014/15	2013/14	Latest Note
		Value	Status	Long Trend	Value	Value	
Number of lettable voids – AC - Wollaton East/Lenton Abbey and Wollaton West <i>Note: Lettable voids are empty properties available for re-letting. They will receive repair work and then be re-let to a new tenant.</i>		2			6	3	
Number of lettable voids – Wollaton East & Lenton Abbey Ward <i>Note: Lettable voids are empty properties available for re-letting. They will receive repair work and then be re-let to a new tenant.</i>		1			5	1	
Number of lettable voids – Wollaton West Ward <i>Note: Lettable voids are empty properties available for re-letting. They will receive repair work and then be re-let to a new tenant.</i>		1			1	2	

AC7-4c Empty properties - Decommissioning

Performance indicator and definition	Target	2015/16			2014/15	2013/14	Latest Note
		Value	Status	Long Trend	Value	Value	
Number of empty properties awaiting decommission – AC - Wollaton East/Lenton Abbey and Wollaton West <i>Note: This PI shows the number of empty properties which will not be re-let and includes those being decommissioned and / or demolished.</i>		0			0	0	
Number of empty properties awaiting decommission – Wollaton East & Lenton Abbey Ward <i>Note: This PI shows the number of empty properties which will not be re-let and includes those being decommissioned and / or demolished.</i>		0			0	0	
Number of empty properties awaiting decommission – Wollaton West Ward <i>Note: This PI shows the number of empty properties which will not be re-let and includes those being decommissioned and / or demolished.</i>		0			0	0	

AC7-5 Tenancy sustainment

Performance indicator and definition	Target	2015/16			2014/15	2013/14	Latest Note
		Value	Status	Long Trend	Value	Value	
Percentage of new tenancies sustained - AC - Wollaton East/Lenton Abbey and Wollaton West <i>Note: This PI measures the number of new tenants who are still in their tenancy 12 months later.</i>	93.5%	97.87%			93.62%	95.24%	Sustainability currently at highest level for 2 years; 1x failure in WELA -NTQ private rented (46/47)
Percentage of new tenancies sustained - Wollaton East & Lenton Abbey Ward <i>Note: This PI measures the number of new tenants who are still in their tenancy 12 months later.</i>	93.5%	97.06%			94.44%	94.29%	Sustainability currently at highest level for 2 years; 1x failure in WELA -NTQ private rented (46/47)
Percentage of new tenancies sustained - Wollaton West Ward <i>Note: This PI measures the number of new tenants who are still in their tenancy 12 months later.</i>	93.5%	100%			90.91%	100%	100% off a low sample size (13/13)

This page is intentionally left blank

Area Committee 7: 16th November 2015

Title of paper:	Health and Wellbeing Strategy Engagement: Happier Healthier Lives	
Director(s)/ Corporate Director(s):	Alison Michalska Corporate Director for Children & Adults, Nottingham City Council. Colin Monckton, Director of Commissioning, Policy and Insight, Nottingham City Council. Alison Challenger, Interim Director of Public Health, Nottingham City Council. Dawn Smith, Chief Operating Officer, Nottingham City Clinical Commissioning Group.	Wards affected: Wollaton East & West and Lenton Abbey
Report author(s) and contact details:	James Rhodes (james.rhodes@nottinghamcity.gov.uk)	
Other colleagues who have provided input:	John Wilcox, Insight Specialist – Public Health, Nottingham City Council. Helen Hill, Research, Engagement & Consultation Manager, Nottingham City Council.	
Date of consultation with Portfolio Holder(s) (if relevant)	11 th September 2015 and 18 th September 2015	
Relevant Council Plan Strategic Priority:		
Cutting unemployment by a quarter		<input type="checkbox"/>
Cut crime and anti-social behaviour		<input type="checkbox"/>
Ensure more school leavers get a job, training or further education than any other City		<input type="checkbox"/>
Your neighbourhood as clean as the City Centre		<input type="checkbox"/>
Help keep your energy bills down		<input type="checkbox"/>
Good access to public transport		<input type="checkbox"/>
Nottingham has a good mix of housing		<input type="checkbox"/>
Nottingham is a good place to do business, invest and create jobs		<input type="checkbox"/>
Nottingham offers a wide range of leisure activities, parks and sporting events		<input checked="" type="checkbox"/>
Support early intervention activities		<input checked="" type="checkbox"/>
Deliver effective, value for money services to our citizens		<input checked="" type="checkbox"/>
Summary of issues (including benefits to citizens/service users):		
The Health and Wellbeing Board are in the process of developing their next Health and Wellbeing Strategy. Engagement activities will be taking place in October and November to inform the development of the priorities. This report sets out the engagement strategy and seeks the support of the Area Committees in promoting the engagement events.		
Recommendation(s):		
1	That the Area Committee notes the report and promotes the various events/ activities amongst citizens within their area	

1. REASONS FOR RECOMMENDATIONS

- 1.1 The Health and Wellbeing Board want to engage with as many citizens and interest groups as possible to inform their next strategy. It is hoped that the Area Committees could increase the reach of the engagement activity by supporting and promoting the planned engagement activity.

2. **BACKGROUND (INCLUDING OUTCOMES OF CONSULTATION)**

2.1 The Health and Wellbeing Board (HWB) are currently developing their next health and wellbeing strategy with the aim that it will be signed off in June 2016. The HWB recently approved the engagement strategy for the development of the next Health and Wellbeing Strategy¹. In summary, engagement will be wide ranging with the aim of finding what is important to people in relation to health and wellbeing and the approach is broadly divided into two phases:

Phase 1: Engagement - Opportunity for everyone to input their thoughts about health and wellbeing. The information from this phase will be analysed and fed into the development of the initial draft of the new Health & Wellbeing Strategy. This will take place during October and November 2015.

Phase 2: Consultation on the draft Health & Wellbeing Strategy

2.2 The intention is engage with as many citizens, interest groups and front-line workers/ practitioners as possible. The engagement strategy was developed based on the outcomes of a citizen focus group and the approaches to be adopted are outlined below:

Target Group	Methodology
Interest Groups	<ul style="list-style-type: none"> • Existing meetings and networks – depending on available time on the agenda the session will either be a focus group exercise or sign-posting to larger public events and the offer to use a toolkit for groups to run their own sessions and submit the results. A timetable of existing events has been created. • Existing events – world café/ pop up research approach • On-line survey and toolkit
Citizens	<ul style="list-style-type: none"> • 3 bespoke events across the city – focus groups (see dates below) • On-line survey
Workforce	<ul style="list-style-type: none"> • Focus groups made up of staff from across partner agencies and Community and Voluntary Sector

2.3 The public events are scheduled to take place:

Clifton Cornerstone	Tuesday 3 November	1pm-3pm
Council House Ballroom	Wednesday 4 November	:45pm-6:45pm
Bulwell Riverside	Monday 9 November	5.15pm-7.15pm

2.4 If you would like to attend one of the events please register on-line here <http://www.nottinghamcity.gov.uk/HappierHealthierLives> or phone 0115 87 64 336.

2.5 Since the public events will take place before the Area Committee meeting it is recommended that Councillors promote the events within their areas as soon as possible. Appendix A provides an E Flyer for this purpose. It is also recommended that Councillors promote the toolkit (which allows groups to run their own engagement session) and the on-line survey which provide other ways for citizens and interest groups to have their views heard. The on-line survey and engagement toolkit are available here: <http://www.nottinghamcity.gov.uk/HappierHealthierLives>.

¹ Health and Wellbeing Board, 30th September.

3. OTHER OPTIONS CONSIDERED IN MAKING RECOMMENDATIONS

3.1 The engagement activity is being promoted through as many networks as possible (through the HWB and its partners, press release, citizens panel, existing meetings etc).

4. FINANCE COMMENTS (INCLUDING IMPLICATIONS AND VALUE FOR MONEY/VAT)

4.1 Not applicable.

5. LEGAL AND PROCUREMENT COMMENTS (INCLUDING RISK MANAGEMENT ISSUES, AND LEGAL, CRIME AND DISORDER ACT AND PROCUREMENT IMPLICATIONS)

5.1 Not applicable.

6. EQUALITY IMPACT ASSESSMENT

Has the equality impact been assessed?

Not needed (report does not contain proposals or financial decisions)

No

Yes – Equality Impact Assessment attached

Due regard should be given to the equality implications identified in the EIA.

7. LIST OF BACKGROUND PAPERS OTHER THAN PUBLISHED WORKS OR THOSE DISCLOSING CONFIDENTIAL OR EXEMPT INFORMATION

7.1 None.

8. PUBLISHED DOCUMENTS REFERRED TO IN COMPILING THIS REPORT

8.1 Health and Wellbeing strategy Refresh Update (HWB paper – 30th Sep 2015)

This page is intentionally left blank

Happier Healthier Lives: Have Your Say

Developing the City's next Health and Wellbeing Strategy

We want to hear your views on how to make Nottingham a happier and healthier place to live.

Many factors affect our health and wellbeing including:

- Education and employment opportunities
- Where we live and the quality of our housing
- Access to green spaces and leisure facilities
- Lifestyle factors like smoking, diet and physical activity
- Environmental factors like air pollution

The Nottingham City Health and Wellbeing Board want to hear about what is important to you and how we can all work together to make Nottingham a happier and healthier city. Your views will help inform the next Health and Wellbeing Strategy.

We are hosting three citizen engagement events:

Clifton Cornerstone	Tuesday 3 November	1pm-3pm
Council House Ballroom	Wednesday 4 November	4:45pm-6:45pm
Bulwell Riverside	Monday 9 November	5.15pm-7.15pm


If you would like to attend one of the events please register on-line here <http://www.nottinghamcity.gov.uk/HappierHealthierLives> or phone 0115 87 64 336.

To find out more about the work of the Health and Wellbeing Board please visit: <http://www.nottinghamcity.gov.uk//HWB>



This page is intentionally left blank

HEALTH & WELLBEING IN NOTTINGHAM



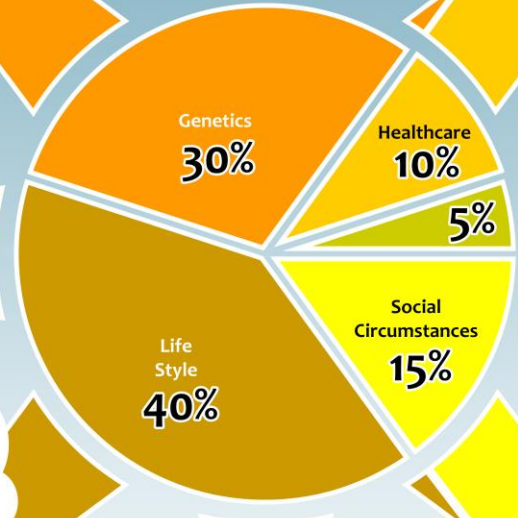
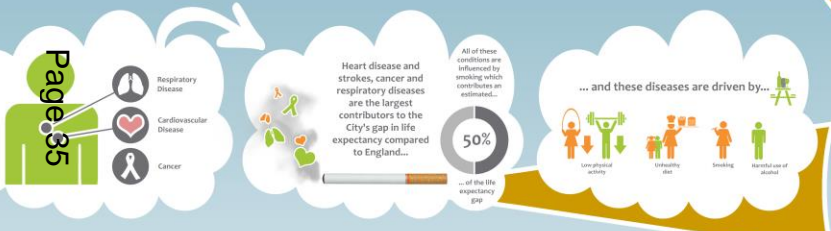
... people are living longer in the City and the gap in the expectancy between Nottingham and the England average is reducing...

but... Nottingham compares poorly to the England average

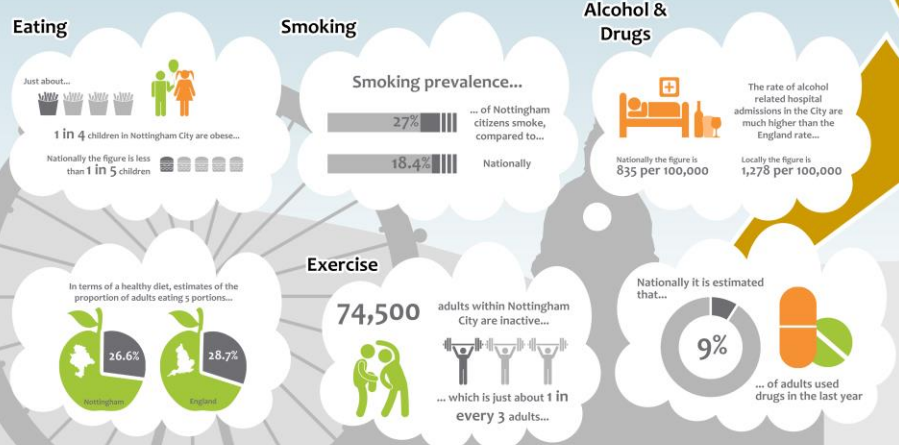
... there is considerable inequalities between areas within Nottingham City

... those with a mental health condition will typically live 15 to 20 years less

... the biggest causes of premature deaths within the City



... life style factors play a key role in our health



This page is intentionally left blank

WOLLATON & LENTON ABBEY AREA COMMITTEE 16TH NOVEMBER 2015

Title of paper:	AREA COMMITTEE COMMUNITY REPRESENTATIVES	
Director(s)/ Corporate Director(s):	Andy Vaughan Corporate Director Commercial and Operations Tel: 0115 8765627 Andy.vaughan@nottinghamcity.gov.uk	Wards affected: Wollaton East and Lenton Abbey & Wollaton West
Report author(s) and contact details:	Pauline Dorey, Neighbourhood Development Officer Wollaton East and Lenton Abbey Ward 0115 8838475 pauline.dorey@nottinghamcity.gov.uk	
Other colleagues who have provided input:	Lylse-Anne Renwick, Neighbourhood Development Officer Wollaton West Ward 0115 8764488 lylse-anne.renwick@nottinghamcity.gov.uk John Marsh Central Locality Manager 0115 8838469 john.marsh@nottinghamcity.gov.uk	
Date of consultation with Portfolio Holder(s) (if relevant)		
Relevant Council Plan Strategic Priority:		
Cutting unemployment by a quarter		<input type="checkbox"/>
Cut crime and anti-social behaviour		<input type="checkbox"/>
Ensure more school leavers get a job, training or further education than any other City		<input type="checkbox"/>
Your neighbourhood as clean as the City Centre		<input type="checkbox"/>
Help keep your energy bills down		<input type="checkbox"/>
Good access to public transport		<input type="checkbox"/>
Nottingham has a good mix of housing		<input type="checkbox"/>
Nottingham is a good place to do business, invest and create jobs		<input type="checkbox"/>
Nottingham offers a wide range of leisure activities, parks and sporting events		<input type="checkbox"/>
Support early intervention activities		<input type="checkbox"/>
Deliver effective, value for money services to our citizens		<input type="checkbox"/>
Summary of issues (including benefits to citizens/service users):		
<p>The report invites the Area Committee to formally appoint Community Representatives from the Wollaton East and Lenton Abbey & Wollaton West Wards onto the Wollaton & Lenton Abbey Area 7 Committee as required by the Terms of References for the Role of Area Committee Community Representatives.</p> <p>Local organisations are invited annually to nominate a representative to the Area Committee. The role of the Community Representative and the procedure for accepting nominations is outlined in Appendix 1.</p>		
Recommendation(s):		
1	That the Area Committee formally <i>note the appointments of</i> Area Committee Community Representatives from the Wollaton East and Lenton Abbey & Wollaton West Wards as highlighted in Appendix 2, to the Wollaton & Lenton Abbey Area 7 Committee for the municipal year 2015/ 2016.	

2	
3	
4	

1. REASONS FOR RECOMMENDATIONS

- 1.1 The Council's constitution requires Area Committees to formally confirm Community Representatives at the start of the municipal year and encourage citizens living in the ward to become involved in democratic decision making process alongside Councillors.

2. BACKGROUND (INCLUDING OUTCOMES OF CONSULTATION)

- 2.1 Each year the Area Committee invites nominations from relevant groups and organisations and appoints representatives from the wards. Nominations are attracted from groups that are active in the area, but there is also the need to ensure that the Committee reflects the views of all sectors of its communities.
- 2.2 The role of the Community Representatives on an Area Committee has been designed to bring citizens living in the area in question into the democratic decision making process alongside Councillors.
- 2.3 The revised Terms of Reference for the Role of Area Committee Community Representatives include guidance on the selection and the role of the Community Representative and is designed to help achieve reflective representation of the ward.
- 2.4 The Council's constitution requires Area Committees to confirm community Representatives at the start of each municipal year, normally a meeting in May and the Neighbourhood Development Officers have been liaising with local community groups in advance of this meeting.
- 2.5 Nomination forms were sent out along with the Terms and References for the Role of Area Committee Community Representative to groups and organisations on the basis that it provides a geographical representation of the ward.
- 2.6 Completed nomination forms and expression of interest for Community Representatives onto the Wollaton & Lenton Abbey Area 7 Committee for the municipal year 2015/16 were received from groups and community organisations and these are listed in Appendix 2.

3. OTHER OPTIONS CONSIDERED IN MAKING RECOMMENDATIONS

- 3.1 None

4. FINANCE COMMENTS (INCLUDING IMPLICATIONS AND VALUE FOR MONEY/ VAT)

4.1 That the Area Committee set aside a small budget for the payment of travel and care costs for Community Representatives

5. **LEGAL AND PROCUREMENT COMMENTS (INCLUDING RISK MANAGEMENT ISSUES, AND LEGAL, CRIME AND DISORDER ACT AND PROCUREMENT IMPLICATIONS)**

5.1 None

6. **EQUALITY IMPACT ASSESSMENT**

Has the equality impact been assessed?

Not needed (report does not contain proposals or financial decisions) ✓

No

Yes – Equality Impact Assessment attached

Due regard should be given to the equality implications identified in the EIA.

7. **LIST OF BACKGROUND PAPERS OTHER THAN PUBLISHED WORKS OR THOSE DISCLOSING CONFIDENTIAL OR EXEMPT INFORMATION**

None

8. **PUBLISHED DOCUMENTS REFERRED TO IN COMPILING THIS REPORT**

None

Appendix 1

The Role of Community Representatives

- You will be encouraged to act as an ambassador for the Area Committee to help to raise the profile of the work done by the Area Committee.
- You should attend all Area Committee meetings, events, training etc wherever possible.
- If you cannot attend the meetings try to find someone who will cover for you.
- You should represent the views of residents and of your group or community who live and work in the area.
- All business representatives should have business premises within the area.
- You will be encouraged and entitled to speak on all items discussed at Area Committee meetings.
- Events and training will be held for you to give you the confidence and knowledge to be actively involved within the Area Committee. We will ask you what training and events you would like.
- You will be invited to put forward items for discussion at the Area Committee meetings. You will need to do this at least 3 weeks before the date of the meeting.
- You will be encouraged to tell us when things are not running well.
- You will find it much easier to fulfill your role if you have read the reports before the meeting and, if possible, had a chance to discuss the report with your community group. Everyone will benefit from this as it allows the community representatives to play a much more active role and makes for a more effective and informed contribution to discussions and debate.
- Most importantly, any relevant information should be passed back to your community group to any local friends, neighbours or colleagues. None of the information made available during the meetings are secret or confidential.

- One of the biggest challenges for the Area Committee is to keep people informed. Your agreement to pass on information, display and distribute any publicity material in community venues and promote involvement in the work of the Area Committee and to take an active role in local community consultations is appreciated.

CENTRAL LOCALITY - COMMUNITY INVOLVEMENT IN AREA COMMITTEES: THE CRITERIA AND PROCESS FOR SELECTION

INTRODUCTION

- Encouraging greater participation in service delivery and decision making was one of the main reasons for establishing Area Committees in 1995.
- The new terms of reference give Area Committees more responsibilities which in turn will have an impact on the involvement of local representatives.

THE CRITERIA FOR SELECTION

- Community or Voluntary organisations that wish to be represented on Area Committees will be properly constituted (i.e. have a constitution/terms of reference, have regular meetings, and operate an Equal Opportunities Policy)
- All community group representatives (except those representing citywide organisations), should live in the area and seek to represent the views of their group(s) or community organisation and not individual viewpoints.
- Community Group representatives will have established networks/systems for passing information to the Area Committee from groups that they represent, citizens that they aim to serve within their area and likewise feedback information from the Area Committee.
- Representatives will be selected each civic year (normally in May), Only one nomination per group will be accepted by the Area Committee at any given time. Any person from the group can attend Area Committee meetings although only the nominated community representative will be allowed to speak. If the community representative is unable to attend a meeting, the group can nominate an individual to speak on behalf of the community representative for the group.
- Any member of the public may have the right to attend Area Committee meetings as an observer.

POWERS OF COMMUNITY GROUP REPRESENTATIVES

- Community Group Representatives are entitled to speak on all items discussed at Area Committee meetings and can 'influence' the decisions (but cannot vote on any matter) being made by the area committee.
- Community Group representatives will be entitled to claim expenses for travelling and care costs related to attending Area Committee meetings.
- Community Group representatives will be able to submit items for inclusion on the Area Committee agenda at least three weeks before the meeting or in advance of the meeting with the agreement of the Chair.
- Community Group representatives will be entitled to attend specific events and training across the city in order to carry out their role and responsibilities in relation to Area Committee/Working.
- Community Group Representatives can make formal presentations at Area Committee meetings on community projects/initiatives with the prior agreement of the Chair.

POWERS OF COUNCILLORS IN RELATION TO COMMUNITY INVOLVEMENT IN AREA COMMITTEES

- Only Councillors can vote on all matters in respect of the Area Committee
- If a representative fails to attend committee meetings consistently without good reason, the Area Committee may approach their organisation for a replacement.
- If a representative is deemed to persistently not abide by the corporate policies of Nottingham City Council, (e.g. Health & Safety, Equality and Diversity), he/she will be required to resign their position as local community group representative on the Area Committee
- Councillors may choose to invite representatives from other organisations outside their geographical area in order to widen participation from under-represented groups.
- Councillors will allocate a small 'rolling budget' for reimbursement of Community Group Representative's expenses.
- If Community Representatives find it beneficial and have made a request, Councillors will provide community group representatives with an opportunity to meet together with the Neighbourhood Development Officers of the Central Locality Team prior to each Area Committee meeting, to discuss the agenda or other items of concern.

THE PROCESS

- Each year Councillors must determine the number of Community Representatives that they wish to represent the community. This may be based on a set number of places per ward or according to specific interests and issues in the area. Representation should take account of the population make up of the area. Where under-representation exists, city wide groups may be approached for representation.
- Once per year (normally in March) the Central Locality Team will send out nomination forms by post, (together with an Area Committee information pack), to all community organisations in the area, inviting them to nominate a representative from their organisation to be involved in Area Committee meetings
- Locality Managers will assess completed nomination forms to ensure that the selection criteria are met and will produce a report for Area Committee detailing nominations received.
- Councillors will decide which of the nominations should be selected for community group representation at Area Committee meetings, taking into account the population make up of the area or specific issues/interests in the area.
- Those community group organisations selected will be notified in writing of the offer by the Central Locality Team. Details of future dates of committee meetings will be sent out at the same time.
- A review will take place each civic year (by Councillors – advised by officers) to determine what groups are the most appropriate to be represented on the area committee
- Where nominations are not accepted, a letter explaining why will be signed by the Chair and sent to the organisation, together with details of other options for involvement in area working.
- Where groups are dissatisfied with the decision, they have the right to appeal to the Area Committee within four months.
- Councillors will then enlist the assistance of other Councillors of the city (Area Chairs Panel), to review the decision and any decision made thereafter, will be final.

Appendix 2

Appendix with nominations to be presented/ tabled at the Area Committee meeting.

WOLLATON & LENTON ABBEY AREA COMMITTEE 16TH NOVEMBER 2015

Title of paper:	WARD PERFORMANCE REPORTS – QUARTER 4	
Director(s)/ Corporate Director(s):	Andy Vaughan Corporate Director of Commercial & Operations	Wards affected: Wollaton East And Lenton Abbey & Wollaton West
Report author(s) and contact details:	Lylse-Anne Renwick, Neighbourhood Development Officer Wollaton West Ward 0115 8764488 lylse-anne.renwick@nottinghamcity.gov.uk Pauline Dorey, Neighbourhood Development Officer Wollaton East and Lenton Abbey Ward 01158838475 pauline.dorey@nottinghamcity.gov.uk John Marsh Central Locality Manager 0115 8838469 John.marsh@nottinghamcity.gov.uk	
Other colleagues who have provided input:	Dave Halstead, Director of Neighbourhood Services Dave.halstead@nottinghamcity.gov.uk Linda Robertson, Analyst, Crime and Drugs Partnership Linda.robertson@nottinghamcity.gov.uk	

Relevant Council Plan Strategic Priority:	
Cutting unemployment by a quarter	<input type="checkbox"/>
Cut crime and anti-social behaviour	<input checked="" type="checkbox"/>
Ensure more school leavers get a job, training or further education than any other City	<input type="checkbox"/>
Your neighbourhood as clean as the City Centre	<input checked="" type="checkbox"/>
Help keep your energy bills down	<input checked="" type="checkbox"/>
Good access to public transport	<input checked="" type="checkbox"/>
Nottingham has a good mix of housing	<input type="checkbox"/>
Nottingham is a good place to do business, invest and create jobs	<input type="checkbox"/>
Nottingham offers a wide range of leisure activities, parks and sporting events	<input checked="" type="checkbox"/>
Support early intervention activities	<input checked="" type="checkbox"/>
Deliver effective, value for money services to our citizens	<input checked="" type="checkbox"/>

Summary of issues (including benefits to citizens/service users):

The Ward performance reports provide updates on key issues and themes which link back to local priorities and the strategic themes in the Nottingham Plan 2020. The reports provide summary updates on the following key themes:

- Ward priorities;
- Community engagement;
- Finance;
- Safer theme – Crime and anti-social behaviour (ASB);
- Neighbourhood theme – Cleansing and Environmental issues;
- Working theme – unemployment rates;
- Housing;
- Community Protection;
- Fire;
- Health Theme – local health priorities.

1	Area Committee note and comment on the Ward Performance reports for quarter 3 2015/16
---	---

1. REASONS FOR RECOMMENDATIONS

- 1.1 Ward performance reports provide a descriptive and statistical picture of what is happening at a ward level and invite community representatives to comment, debate, challenge and identify how they can add value to improve their neighbourhoods.
- 1.2 Ward performance reports also monitor progress in the wards and act as a catalyst for debate about the key performance issues impacting upon the ward on a quarterly basis.

2. BACKGROUND (INCLUDING OUTCOMES OF CONSULTATION)

- 2.1 Neighbourhood working has been important for a number of years in Nottingham as a means of engaging better with citizens and to drive forward service improvement
- 2.2 The Nottingham Plan has a goal that 'public service delivery will be better integrated and appropriately devolved, ensuring more accessible and responsive services for all and giving residents more control over what happens in their neighbourhoods. The Ward performance reports help to support this.
- 2.3 The Ward Performance reports capture work at a local level to support the Nottingham Plan; it is a short summary of key updates on priorities and issues in the ward. More detailed implementation plans sit behind the report such as Neighbourhood Action Team's Action Log, Crime and Drugs Partnership (CDP) plans and partners implementation plans
- 2.4 The Ward Performance reports are co-ordinated by Neighbourhood Development Officers every quarter, with the data analysis undertaken by the CDP.
- 2.5 The following brief summary by the respective Ward NDO (Neighbourhood Development Officer) highlights the key issues. The more detailed Ward reports are attached as Appendix A.

Ward: Wollaton West NDO: Lylse-Anne Renwick

Crime: Crime in the Wollaton West Ward has continued to fall. Theft from vehicles are still causing some concern and the NAT team are working tirelessly to resolve the issues, e.g. Police car patrol in the area where theft is prominent, visual Police Beat Officer patrol, educating citizens and working collaboratively with Wollaton Park to look at solutions of theft from cars in the park.

The total numbers of crimes in the ward in the last three months are:

August: 66
September: 59
October: 42

Breakdown:

Wollaton West statistic: For the period August – October 2015

Wollaton West Crimes	August	September	October
Burglary Dwelling	0	5	10
Burglary Other (Shed, Garage, e.tc)	5	3	2
Theft From Vehicle	10	13	7
Theft of vehicle	2	4	0
Theft other (includes person/shop)	20	15	11
Criminal damage	6	5	7
Robbery	1	1	1
Antisocial Behaviour	22	13	4

NB: This is the actual Police beats breakdown given to the Neighbourhood Action Team by the Safer Neighbourhood Team in October 2015.

Cleanliness - in the ward has increased to 88% above the 'neighbourhood as clean as the city centre' benchmark target of 86%. **Graffiti** continues to decrease across the ward. There were no incidents in August and September. **Dog fouling**, there were only 3 dog fouling incidents reported across the ward in August 2015. **Fly-Tipping** – there was 3 incidents reported in August.

Deliberate Fire: - The ward continues to see a decrease in deliberate fires, there was no deliberate fires over the last four months, June to September 2015.

ASB:- There was a spike in ASB incidents in the ward in August 2015 which resulted in 22 reported incidents, but this figure fell to 13 incidents in September and 4 incidents in October. During the summer months there tend to be more reported ASB incidents than other months. Please note that ASB includes (nuisance, youth, alcohol etc.) there are 16 other categories.

Domestic Violence Crimes: There were 3 incidents reported in August and 3 incidents in September this is a decrease from the previous months, 4 May, 6 June and 6 July 2015. The NAT team are ensuring that domestic violence is on the agenda and workshops and training is advertised.

Unemployment Rate: The ward has seen a slight decrease of unemployment; there were 118 unemployed in August compared to 119 unemployed in July 2015.

Key Successes:

Wollaton Park Superheroes Picnic: - August 19th 2015 saw the third Superheroes Picnic event in Wollaton Park. The hugely popular event saw thousands of children and families from Nottinghamshire and beyond who took the opportunity to enjoy this fantastic event which comprised of a funfair, games, crafts, archery, football and dancing with Daisy Dazzle. Over five thousand people attended and the Guinness World Record for the number of people dressed as superheroes in one place was achieved. The event was a huge success and the staff are already planning for next year 2016 event.

The Secret Science Show at Wollaton Hall: - Friday 25th September 2015 saw the free open evening for students, teachers, children and families to meet professionals and engaged in current Science and Engineering Research and also to discover the applications of science and technology in career choices. The event was aimed at school groups, secondary schools and year 6 students, families, teachers and interested adults. The event was a tremendous success; there were lots of very keen young scientists, the youngest was age 7. People particularly enjoyed the keynote speech which included using 3D glasses, Adam Smith's plesiosaur demonstration, the 3D printer used for noise reconstruction demonstration and the human evolution session with NCC museum freelance educators; there were also many positive comments about Wollaton Hall and the collections.

Summer Deep Cleans across the ward: - City Services have been very busy undertaking Deep Cleans in key hotspots around the ward identified by the Wollaton West Ward Councillors, Neighbourhood Development Officer, Neighbourhood Operations Manager, the LAG groups and residents.

Grangewood Days Of Action:- Days of Action are planned with partners to identify key issues for development and improvement in a specific area. On August 10th the NAT team, (Places for People, Tuntum Housing Association, Police, Locality Management Team) and City Services carried out three days of action on the Grangewood Estate. The event was to assist in resolving issue raised by residents and colleagues in the area, e.g. antisocial behaviour, dog fouling and fly tipping. The event was an enormous success, residents participated in meetings to look at resolving issues in their area, City Services carried out a bulky waste collection and consultation with the young people in the area was carried out by the NAT team and the Pythian Club. Ideas for improvement to the area were suggested by residents which the team will be working on over the next few months.

Issues:

Fly-tipping at the side of garages on Radford Bridge Road are causing problems for citizens in the surrounding area. The CPO and Neighbourhood Operations Manager is actively dealing with the issues and will continue to monitor the situation to ensure that the issue does not continue.

The untidy shop front on Wollaton Road, (The Little Carpet Shop) has been causing a problem for both business and residents. The Enforcement team have written to the owner to clear the area of litter and to ensure that it is upkeep. Recently the area has again been filled with litter of carpet tubes and carpet offcuts which has caused residents to complain. The Enforcement team will take further action to eradicate the problem. The shop is in a very prominent location on Wollaton Road, the gateway into the village and close to Wollaton Park, which is very unsightly for residents and visitors to the area.

Events: A range of meetings and events have taken place this quarter including, Wollaton West Community Association Meetings, Friends of Wollaton Park Group Meeting, Local Area Group meetings, NAT meetings and Wollaton West Youth Café which continues to be a success.

Wollaton West Christmas Lights Switch On – Thursday 3rd December, 5:30pm, Bramcote Lane – The organisation of the Wollaton West Christmas Lights Switch On is in progress. The Wollaton West NDO, Events Management, Kingswood Methodist, Grangewood Methodist and St Leonards Churches together with Fernwood Nursery and Primary school and the local business on Bramcote Lane are all working diligently to bring together a fantastic event on the day.

Football in The Community – Nottingham Forest will be carrying out free football coaching sessions for young people at Fernwood Secondary School, Goodwood Road, Wollaton, NG8 2FT. After the success of the free football coaching sessions in the local parks over the summer, Nottingham Forest Football Club are continuing to offer coaching session at the school to encourage the young people who attend the summer sessions to continue and to also encourage more young people to participate in the activities. These sessions will help to address the anti-social behaviour in the ward and to also promote healthy lifestyles.

NAT's(Neighbourhood Action Team): - The team represents various key services provides who meet to look at current issues across the ward. The team are working together on agreed ward priorities set by residents as well as the day to day issues that arise in the ward. The NAT team are at present jointly working to resolve issues across the ward. The key Issues are theft from vehicles and antisocial behaviour.

Wollaton East and Lenton Abbey Ward: NDO: Pauline Dorey

Crime: During April – September 2015 (compared with April – September 2014) all crime in the Wollaton East and Lenton Abbey Ward increased by +4% (by 9 crimes, with an increase in victim based crime of 5 crimes) criminal damage of 9 incidents. Thefts decreased by -7 incidents with the majority being of bikes from the University and dwelling burglary decreased by -19 incidents during April – September 2015 for the same period in 2014. Please see detailed breakdown. The rate for all crime per 1,000 of population in the WELA ward is the lowest across the 20 wards. There is an increase of 11 incidences in ASB for the ward Year to Date.

Total number of crimes across both beats:
 July 2015 = 9 crimes and 22 ASB incidents
 August 2015 = 6 crimes and 15 ASB incidents
 September 2015 = 14 crimes and 22 ASB incidents
 Total of above = 29 crimes and 59 ASB incidents

Breakdown:

Wollaton East & Lenton Abbey Ward Crimes	July 2015	August 2015	September 2015
Burglary	Total 2 Uni Park & LA 2	Total 2 Uni Park & LA 1	Total 8 Uni Park & LA 4

Dwelling	Hillside 0	Hillside 1	Hillside 4
Burglary Other	Total 2 Uni Park & LA 1 Hillside 1	Total 1 Uni Park & LA 0 Hillside 1	Total 2 Uni Park & LA 1 Hillside 1
Thefts of and from vehicle	Total 2 Uni Park & LA 2 Hillside 0	Total 1 Uni Park & LA 1 Hillside 0	Total 2 Uni Park & LA 0 Hillside 2
Criminal Damage	Total 3 Uni Park & LA 3 Hillside 0	Total 2 Uni Park & LA 1 Hillside 1	Total 2 Uni Park & LA 1 Hillside 1
ASB reported incidents	Total 22 Uni Park & LA 17 Hillside 5	Total 15 Uni Park & LA 9 Hillside 6	Total 22 Uni Park & LA 17 Hillside 5

NB: This is the actual Police beats breakdown given to the Neighbourhood Action Team by the Safer Neighbourhood Team In October 2015.

ASB: During April – September 2015 (compared with April – September 2014) ASB increased by 12% by 11 incidents. The Ward has the lowest rate per 1,000 of population of the 20 wards across Nottingham.

Domestic Violence Crimes: 15 incidences reported for April – September 2015 YTD with an increase of 4 (40%) from previous year to date. However we have been informed that there are a significant number of unreported incidences of Domestic Violence in Lenton Abbey.

Fire: Even though incidents of Fire are low in the ward with 1 Deliberate Secondary and 1 Accidental fire in the quarter. With the Ward Year to Date ranking the lowest for All Fires with 2 (property and secondary) out of 20 wards across Nottingham. Events and Home Fire Safety Checks targeting vulnerable residents and groups and school children continue to take place in the Wollaton East and Lenton Abbey ward.

Community Protection: No Fixed Penalty Notice (FPN) or Statutory Notice data was available.

Cleanliness of the Ward has decreased from the previous quarter and to a 90 average above the 'neighbourhood as clean as the city centre' benchmark target of 86%. There has been no change in graffiti at 8 incidences and a slight increase in fly tipping and in dog fouling for the period April – August 2015 in comparison with the previous Year. For April – August 2015 **Graffiti** has increased slightly across the Ward by 1 with 10 incidents. **Fly Tipping** across the Ward in April – August 2015 has increased by 6 to 22 incidents. **Dog Fouling** across the Ward in April – August 2015 has increased by 10 incidents but with a downward trend to 58 incidents. However currently there have been no real issues raised regarding empty student properties and waste over the summer in the WELA ward.

Unemployment: Is increasingly falling for the WELA Ward with a decrease of -157 -30% for the period April - August 2015. This being the lowest in the City. With NDO support there has been successful ongoing volunteer team challenges, volunteer recruitment, development, training and capacity building at Sheila Roper Community Centre. This is highlighted in the Ward Report under the Ward Priorities for Work.

Health: Health data is currently being updated for the ward. Sheila Roper Community Centre are currently exploring the possibility of offering different health sessions with various partners.

Key Successes:

Lenton Abbey Park Development Plan and Bid – In April 2015 we received the exciting news that NCC has secured an external Funding Bid of nearly £40,000 for new developments on Lenton Abbey Park developed with Ward Councillors, NDO, residents and Parks and Open Spaces. Work is underway commissioning the contractors to undertake and install the new developments of a football pitch, wildflower meadow, fruit trees, new outdoor gym equipment and under 5's equipment, table tennis tables. This will further enhance the Green Flag status already awarded for the Park. We hope to have a launch in the Spring 2016.

Sutton Passeys Crescent Play Area – Full and comprehensive community consultation results from 2 months consultation with local residents by WELA NDO and Parks Development Officer from Parks and Open Spaces was submitted as part of an external funding bid for £50,000 for the construction of the new Play Area. This is in addition to the £16,805.00 match funding already committed by Wollaton East and Lenton Abbey ward Councillors from their WELA ward budgets through Area Committee in November 2013. A decision is expected in early December 2015.

Autumn Deep Cleans across the ward – City Services have been busy undertaking Deep Cleans in key hotspots around the ward identified by WELA Ward Councillors, Neighbourhood Development Officer and Neighbourhood Operations Manager and WELA residents. Focussing on alleyways, off road areas and twitchels.

Student Week of Action – Days of Action were completed with partners as part of the City wide Student Waste Management Plan for the Student Week of Action starting 12th October. On 15th October hotspot streets were targeted in Wollaton Park estate and Lenton Abbey by NDO working with partners from Community Protection, PCSO, Student Strategy, Waste Advisers, Ward Councillors and University of Nottingham staff to welcome students and reinforce campaign messages about community and personal safety, crime prevention, anti-social behaviour, recycling and waste management and promote local groups and facilities and use of Bulky Waste collections, bin day texting service and electoral registration. This work also strengthened HMO registration and Nottingham City Council good Landlords Scheme.

Wollaton Park Residents Association (WPRAs) Christmas Fair – Saturday 5th December Plans are underway with WELA NDO working closely with WPRAs, local creatives and other NCC and VCS partners. If you have any new activities/ ideas please get in touch. Please look on the WELA facebook page for upcoming news and dates.

Christmas Light Up Events and Lenton Abbey Residents Association – Wednesday 2nd December 5pm The Blossoms Plans are well underway to build on the success of last year's event with WELA NDO working closely with LARA, Sheila Roper Community

Centre and Afterschool Club, local schools, the University and other NCC and VCS partners. Please look on the WELA facebook page for upcoming news and dates.

Neighbourhood Transformation Plans – detailed Action Plans on tree planting and old allotment sites in Lenton Abbey led by NDO are currently being updated and implemented with Allotments Service, Ward Councillors, NCH, CPO's, CP Enforcement, City Services and and Community Payback partners. Allotments on Brook Road, off Manton Crescent and off Woodside Road using Ward Cllrs, NCH and Allotments Service budgets have been cleared over the last few months and brought back into use are to be let out to new Allotment holders. Building on the 'Grow For It' campaign. Further works on fencing on Woodside Road 'the Blossoms' will add to enhancements and transformation on this city gateway route. Building on the success of the Trees For Cities Project delivered in WELA ward in February 2015 with overwhelming resident support. Allotments Service working with WELA NDO have engaged new residents to take on waste/ 'no man's' land on the corners of Enderby and Bosley Squares for cultivation. These Action Plans and Gateway To Nottingham Plans are monitored through the Neighbourhood Action Team meetings.

Area Capital and Public Realm Funds – since the last Area 7 Committee in September 2015 a new TRO and timed parking zone has been implemented opposite the shops on Woodside Road to resolve parking issues and improve parking and access for disabled and elderly customers. Phases 2 & 3 of Woodside Road Parking scheme are currently being planned to reduce damage to the verges and help create off road parking which will help to transform this major City Gateway route. A survey will inform decisions about further Residential Parking zone schemes in the Charles Avenue area and Traffic Safety measures are currently being considered.

Issues:

The Experimental Traffic Restriction Order (TRO) in Lenton Abbey has now been fully implemented. We are currently monitoring emerging parking issues in Lenton Abbey. The 1st Phase of works have been completed on Woodside Road. Phases 2 & 3 of Woodside Road Parking scheme are currently being developed influencing and complementing designs and plans for the Cycle Ambition Western Cycle Corridor on Woodside Road.

Half Term Youth Activities programme – In order to address the increase in Anti-Social Behaviour by some young people in Lenton Abbey over the Easter holidays a strong Summer Youth Activities programme was developed by WELA NDO and various partners delivering across the whole summer in Lenton Abbey Park and in different sites in Wollaton Park estate. It has increased community engagement with young people and involvement in term time provision. This has been built upon with further delivery.

Cycle theft has decreased on the University of Nottingham campuses over the last 6 months with the Police and Sustrans working closely with University security staff. Although dwelling burglary has increased in September, there has been a decrease from April 2015 in comparison to 2014 Year to Date. In response WELA NDO in partnership with Nottinghamshire Police, WELA Ward Councillors and Crime and Drug Partnership have developed a Crime Prevention Target Hardening Project which has continued to be rolled out from March 2015 to WELA's most vulnerable residents. On both issues the Neighbourhood Police Beat Team have responded with swift action and successful local operations resulting in arrests and suspects being charged.

Events:

During this quarter a range of events and meetings have and are due to take place including TRA's and Local Action Group (LAG) meetings, Sheila Roper Community Centre

Management Committee, LAFFDA (planning for Lenton Abbey Fun Day), Community Meetings, Wollaton Park Resident Association local issues meetings. Working in partnership with TRA's and NCH there will be some development work to increase resident and tenant involvement in local groups to enable continued participation and representation following the change in Tenant Panels.

The NAT (Neighbourhood Action Team) which has representation of various key service providers across the Ward are currently delivering on the revised and refreshed Ward Priorities. There has been strong partnership working on the Allotment Action Plan led by Neighbourhood Services NDO, working with Allotment Services, NCH, Community Protection and City Services on patch operations on clearing allotment sites, to reduce ASB and enforcement of Allotment Hiring Agreements which have brought some allotment sites back into use and back into cultivation. We have extended this positive partnership to bring other overgrown 'no man's land' green sites into cultivation by local residents. We are still working closely with the HMO Team on the additional HMO registration in Wollaton Park estate which should improve contact with HMO landlords. Partnerships have been further strengthened with Stonewater Housing Association, addressing resident issues and ASB impacts and Sheila Roper Community Centre.

3. OTHER OPTIONS CONSIDERED IN MAKING RECOMMENDATIONS

3.1 None

4. FINANCIAL IMPLICATIONS (INCLUDING VALUE FOR MONEY/VAT)

4.1 None

5. RISK MANAGEMENT ISSUES (INCLUDING LEGAL IMPLICATIONS AND CRIME AND DISORDER ACT IMPLICATIONS)

5.1 None

6. EQUALITY IMPACT ASSESSMENT

Has the equality impact been assessed?

Not needed (report does not contain proposals or financial decisions)

No

Yes – Equality Impact Assessment attached

Due regard should be given to the equality implications identified in the EIA.

7. LIST OF BACKGROUND PAPERS OTHER THAN PUBLISHED WORKS OR THOSE DISCLOSING CONFIDENTIAL OR EXEMPT INFORMATION

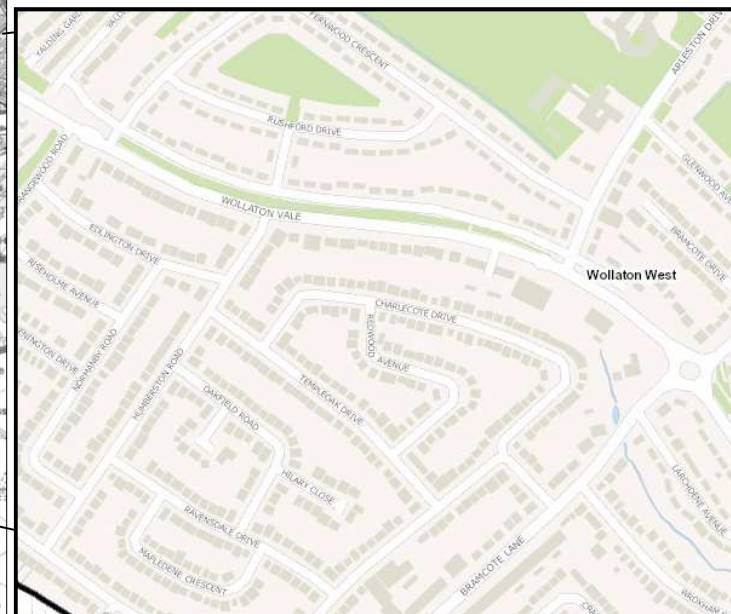
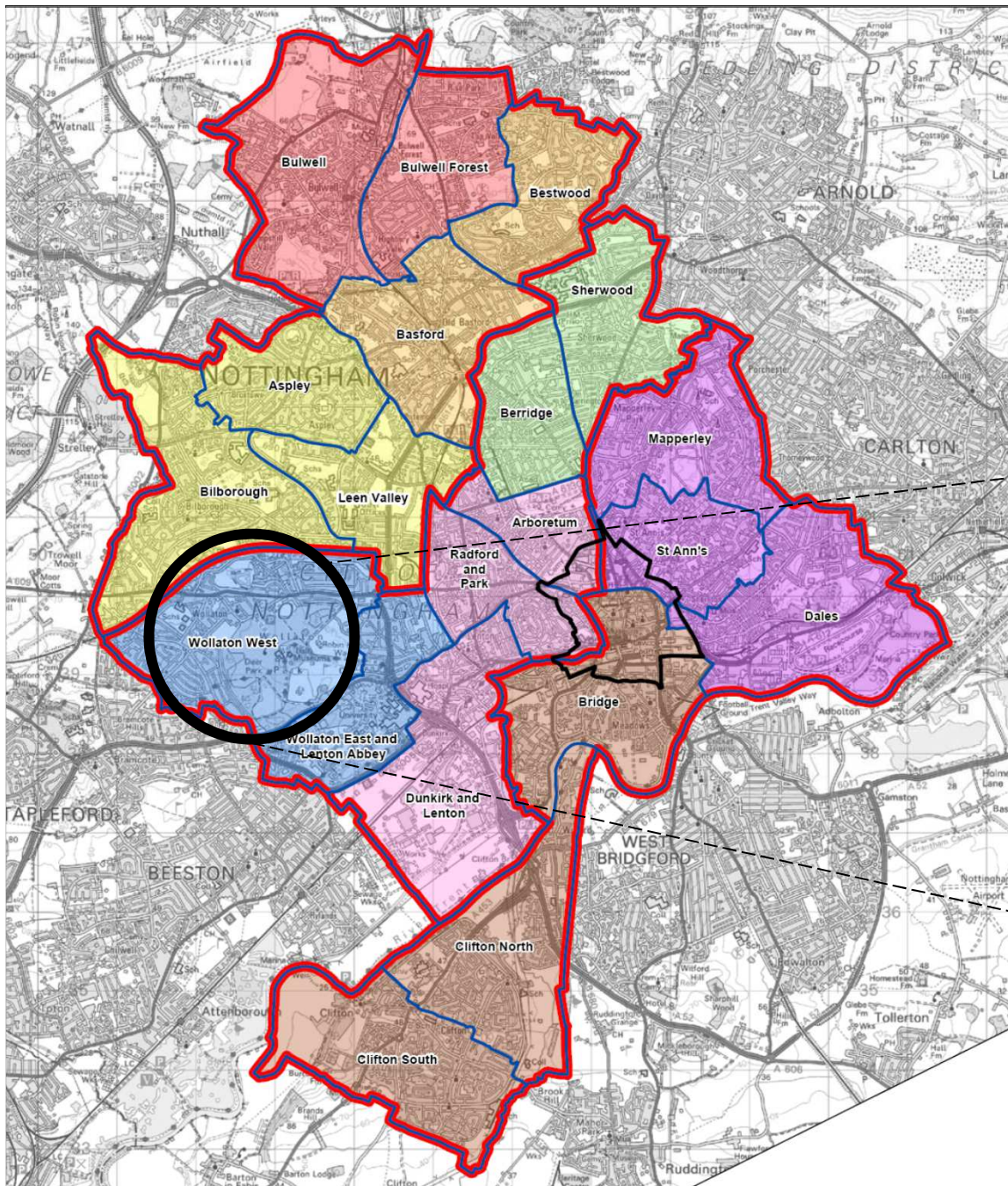
7.1 Neighbourhood Working Framework 2012 CLT report

8. PUBLISHED DOCUMENTS REFERRED TO IN COMPILING THIS REPORT

8.1 None

This page is intentionally left blank

**Wollaton West
Area Committee
Ward Performance Report
October - December 2015**



**Neighbourhood Development
Officer- Lylse-Anne Renwick**

July – September 2015 Data

Wollaton West – Wollaton is a pleasant, residential area located in the suburb of Nottingham. Wollaton West has a total of 14,741 residents, 7,267 are male (49%) and 7,474 are female (50.7%). Within Wollaton West 8.4% of all adults smoke, this is the lowest within Nottingham City, 48% of all adults are estimated to be overweight/obese which is marginally higher than the City average but not significantly so.

Life expectancy for males is 83.1 years which is significantly higher than the national figure and life expectancy for females is 88.6 years which is significantly higher than the national figure. Wollaton West is ranked as the 5,026th most deprived out of England 7,589 wards and the least deprived in the City. It has some of the most desirable housing in the city. Key spots in the area are Wollaton Hall and Park, together with Martin's Pond, Harrison's Plantation and Raleigh Pond (local nature reserves).

Wollaton Village still retains a village type atmosphere, with its tree lined roads and a handful of local shops. Although part of the City of Nottingham, Wollaton Hall and the deer park create the illusion that the village is away from urban living.

BUSINESS ENTERPRISE

There are a small number of small and medium enterprises (SME's), particularly around Bramcote Lane, Crown Island. Bramcote Lane shops offer a reasonable variety whilst Crown Island shops are somewhat more limited.

HOUSING – Wollaton West has higher house prices than other wards within the City. The area is largely owner occupied. Wollaton West has a higher percentage of older people (65+). These residents account for 20.1% of the ward population.

Ward priorities – Progress update

THEME	PRIORITY	KEY ACTIONS	OUTCOME	LEAD
SAFER	Reduce crime in the ward especially theft from vehicles in the area. Continue to educate citizens of crime prevention methods.	The NAT team have devised a community crime prevention pack which is being disseminated to residents.	Continued education of crime prevention methods to citizens would help to elevate crime.	Locality Management/Police/CPO
	Undertake illegal drug related intervention measures on the Grangewood Estate and Yardling Drive area	Police/CPO and other agencies to carry out patrols in the area at the appropriate time identified, evenings and weekend.	Carry out ongoing intervention measures to assist with the possible eradication of the issue. NDO to work with partners to promote both Wollaton West and East LAG's . Ensure Police publicity is advertised in all notice boards in the ward.	Locality Management/Place of People/Police/Community Protection Officers/Tuntum Housing Association Police/Locality Management/CPO's
	Increase Police Visibility in the Wollaton West ward.	Police to attend LAG's and other community events. Police, PCSO's and CPO's to patrol the area		
	Raise awareness of domestic violence issues amongst partners	Promote domestic violence training to partners together with the Equation programmes to schools	Education of domestic violence for both partners and schools. Reduction of offences in the ward	Locality Management/Police/Schools

<p>NEIGHBOURHOODS</p>	<p>Reduce dog fouling in the neighbourhood</p> <p>Continue to monitor and address fly tipping in the area, Grangewood Estate and Radford Bridge Road</p> <p>Engage with citizens in the ward to assist in the setting of the neighbourhood priorities</p>	<p>CPO's covert and overt patrolling in identified areas in the ward</p> <p>CPO/NDO and Operation Manager team to monitor and take action. Meet with the relevant landlords to look at resolving the problem</p> <p>Ongoing community and partnership consultation with citizens</p>	<p>Reduction of dog fouling in the ward. Educate citizens of both the health risk and the penalty of dog fouling</p> <p>Enforcement if needed. Long term outcome is to eradicate the fly tipping in the area identified</p> <p>Community and partner consultation and involvement on Ward Priorities</p>	<p>Locality Management/Police/CPO</p> <p>CPO/Locality Management/Places for People/Tuntum Housing Association</p> <p>Locality Management/Police/Places for People/Tuntum Housing Association/Residents/LAG's</p>
------------------------------	---	--	--	--

FAMILIES	Continue to support the youth programmes in the Wollaton West Ward.	Support Youth Cafés, St Leonard's/Kingswood Methodist youth café's and Wollaton Park Community Centre Youth Group. Organise other youth activities in the Ward	Better youth provision in the Ward. Organise football sessions for both girls and boys in the ward. Improve health outcomes and antisocial behaviour	Kingswood Methodist Church Committee/St Leonard's Community Youth Committee/Locality Management/Family and Community Team/Nottingham Forest Football Club
HEALTH	Promote healthier lifestyles in the area. Work in partnership with other organisations in the ward to support elderly citizens Promote opportunities for tackling fuel poverty	Support health and carers groups in the area e.g. Wollaton Care Group, Kingswood Methodist luncheon club. Kingswood Methodist Church and Wollaton Care Group Engagement with citizens, carrying out advice sessions in the ward	Improve health outcomes. Volunteering programme to support the isolated elderly in the Ward Reduction of fuel poverty and increase disposable income	Locality Management/Wollaton Care Group NDO Locality Management/Kingswood Methodist Church/Wollaton Care Group/CPO's Locality Management/Energy Team
WORKING	• Continue to promote training apprenticeship and employment opportunities and advice	Promote training/employment to all partners.	Increase of job and training opportunities. Regular information sent to partners.	Locality Management

Community Engagement

Events Delivered

Event	Lead Partners	Date/Time	Venue
Wollaton West Local Action Group Meeting	Councillors, Locality Management, Police, Residents	6 th October – 5:30pm	Wollaton Library
Wollaton East Local Action Group Meeting	Councillors, Locality Management, Police, Residents	17 th September – 7:00pm	Kingswood Methodist Church Hall
Neighbourhood Action Team Meeting	Locality Management, Police, Housing, Place for People, Neighbourhood Services and Tuntum Housing Association	14 th October – 10:00am	Communities Courtyard, Wollaton Road
Wollaton Park Community Association Meeting	Wollaton Park Community Association Members	5 th August – 6:00pm 2 nd September 6:00pm	Wollaton Park Community Centre
Wollaton Park Community Association AGM	Wollaton Park Community Association Members	7 th October – 6:00pm	Wollaton Park Community Centre
Kingswood Methodist Church Youth Café	Kingswood Church officers/Volunteers/Locality Management	12 th September – 7:00pm 26 th September – 7:00pm 10 th October – 7:00pm	Kingswood Methodist Church Hall, Lambourne Drive
St Leonard's Youth Cafe	St Leonards Church Officer/Volunteers/Locality Management	6 th September – 7:00pm 20 th September – 7:00pm 4 th October – 7:00pm	St Leonard's Community Centre
Friends of Wollaton Park Group Meeting AGM	Friends of Wollaton Park Committee/Councillors	6 th October – 6:30pm	Wollaton Hall, Wollaton Road

Community Engagement

Events Delivered: Continued

Goals - Football In the Park	Locality Management/Nottingham Forest Football Club	27 th July – 3:00pm – 6:00pm 3 rd August – 3:00pm – 6:00pm 24 th August – 3:00pm – 6:00pm 31 st August - 3:00pm – 6:00pm	Wollaton Park, Wollaton Road
Women & Girls Football In the Park	Locality Management/Nottingham Forest Football Club	20 th August – 2:00pm – 5:00pm 27 th August - 2:00pm – 5:00pm	Middleton Nursery & Primary School, Harrow Road
Nottingham Industrial Museum Licence Management Agreement Meeting	Service Manager, Museums & Galleries/Audience and Engagement Officer/Councillors/NDO	25 th September – 1:30pm 14 th October – 2:30pm	Communities Courtyard, Wollaton Road
The Secret Science Show	Real World Science Officer/ Nottingham City Museums & Galleries, Learning, Engagement and Collections Team	25 th September – 5:00pm	Wollaton Hall, Wollaton Road
Wild Food Walk	Park Ranger/Parks & Open Spaces	10 th October – 1:00pm	Martins Pond

Community Engagement

Future Events and Activities Planned

Event	Lead Partners	Date/Time	Venue
Football in the Neighbourhood Nottingham Forest Football Coaching Sessions	Locality Management/Nottingham Forest Football Club	4 th November – 6:00pm – 7:00pm 11 th November – 6:00pm – 7:00pm 18 th November – 6:00pm – 7:00pm 25 th November - 6:00pm – 7:00pm 2 nd December - 6:00pm – 7:00pm 9 th December - 6:00pm – 7:00pm 16 th December - 6:00pm – 7:00pm	Fernwood Secondary School
Bramcote Lane Christmas Lights Switch On	Locality Management/Councillors/Event Management	3 rd December – 5:30pm	Bramcote Lane Shopping area

Ward Walks

Area/Estate	Date/Time	Meeting Point
Wollaton Park	11 th November – 1:30pm – 3:30pm	Red Phone Box in the yard.
Appledore Avenue Area	9 th December – 1:30pm – 3:30pm	Meet at the corner of Madestone Drive

Community Engagement

Community Engagement

Group	Date /Time	Venue
Wollaton Park Community Association Meeting	2 nd September – 6:0pm 7 th October – 6:00pm 4 th November– 6:00pm 2 nd December – 6:00pm	Wollaton Park Community Centre, Harrow Road, Wollaton
Friends of Wollaton Park Group Meeting	2 nd September – 7:00pm 7 th October – 7:00pm	Wollaton Park Community Centre, Harrow Road, Wollaton
Wollaton East Local Area Group Meeting	19 th November – 7:00pm	Kingswood Methodist Church
Friends of Wollaton Park Group Meeting	4 th November– 7:00pm 2 nd December – 7:00pm	Wollaton Park Community Centre, Harrow Road, Wollaton
Kingswood Youth Café	7 th November – 7:00pm 21 st November – 7:00pm 5 th December– 7:00pm 19 th December – 7:00pm	Kingswood Methodist Church
St Leonard's Youth Cafe	15 th November – 7:00pm 29 th November – 7:00pm 13 th December – 7:00pm	St Leonard's Community Centre, Bramcote Lane

Finance

Ward Councillor Budgets

Balance B/F 2014 -2015 -	£598
Total Amount allocated this period 2015/16 -	£15,000
Budget Remaining Unallocated -	£15,598

Area Capital Fund

Total Amount LTP this period 2015 - 2016:	£33,000
LTP carried forward from 2013 - 2015:	£2,837
Total Public Realm this period (2015 – 2016):	£20,050
Public Realm carried forward 2013 - 2015:	£19,738
Total Available 2015 – 2016 ACF:	£75,625
Less LTP schemes/Public Reals schemes:	£71,157
Remaining Available Balance:	£4,468

NCH Environmental, Other Funding

Total amount allocated 2015 -2016:	£6,078
Total Carried Over 2014 -2015:	£1,156
Total Available 2015 -2016:	£7,234

SUMMARY PERFORMANCE REPORT

AREA 7

Wollaton West, Wollaton East & Lenton Abbey

Area Total	Category	Apr-15	May-15	Jun-15	Jul-15	Aug-15	Sep-15	Oct-15	Nov-15	Dec-15	Jan-16	Feb-16	Mar-16	Year To Date				YTD Crime Rates	
														2014-15	2015-16	Volume +/-	% Change	2014-15	2015-16
Area Committee 7	All Crime	77	137	112	119	96	110							672	651	-21	-3%	27.21	26.36
	Victim Based Crime	68	128	103	107	88	105							634	599	-35	-6%	25.68	24.26
	Criminal Damage	10	15	13	10	11	6							75	65	-10	-13%	3.04	2.63
	Theft	29	47	37	51	46	40							206	250	44	21%	8.34	10.12
	Dwelling Burglary	7	4	5	2	2	12							71	32	-39	-55%	2.88	1.30
	Violence	6	24	18	18	7	13							80	86	6	8%	3.24	3.48
	<i>Domestic Violence</i>	3	12	8	7	5	3							30	38	8	27%	1.21	1.54
	<i>NTE Violence</i>	0	0	0	1	0	0							5	1	-4	-80%	0.20	0.04
	<i>Other Violence</i>	3	12	10	10	2	10							45	47	2	4%	1.82	1.90
	ASB	41	27	40	44	40	35							266	227	-39	-15%	10.77	9.19
	<i>Noise</i>	10	8	12	22	14	11							80	77	-3	-4%	3.24	3.12
	<i>Youth</i>	12	9	9	16	11	6							102	63	-39	-38%	4.13	2.55
	<i>Alcohol</i>	4	6	7	4	4	3							29	28	-1	-3%	1.17	1.13
	Deliberate Fires	1	2	1	0	0	0							6	4	-2	-33%	0.24	0.16
<i>Average Quarterly Score</i>	Cleanliness Score	87.5	91	88	91	87								91	89	-3	-3%	N/A	N/A
	Graffiti (reactive)	6	0	1	6	2								17	15	-2	-12%	0.69	0.61
	Fly-Tipping (reactive)	6	11	7	8	12								37	44	7	19%	1.50	1.78
	Dog Fouling (reactive)	4	3	7	2	6								18	22	4	22%	0.73	0.89
	Unemployment	193	183	186	192	194								1273	948	-325	-26%	51.55	38.39

Page 63

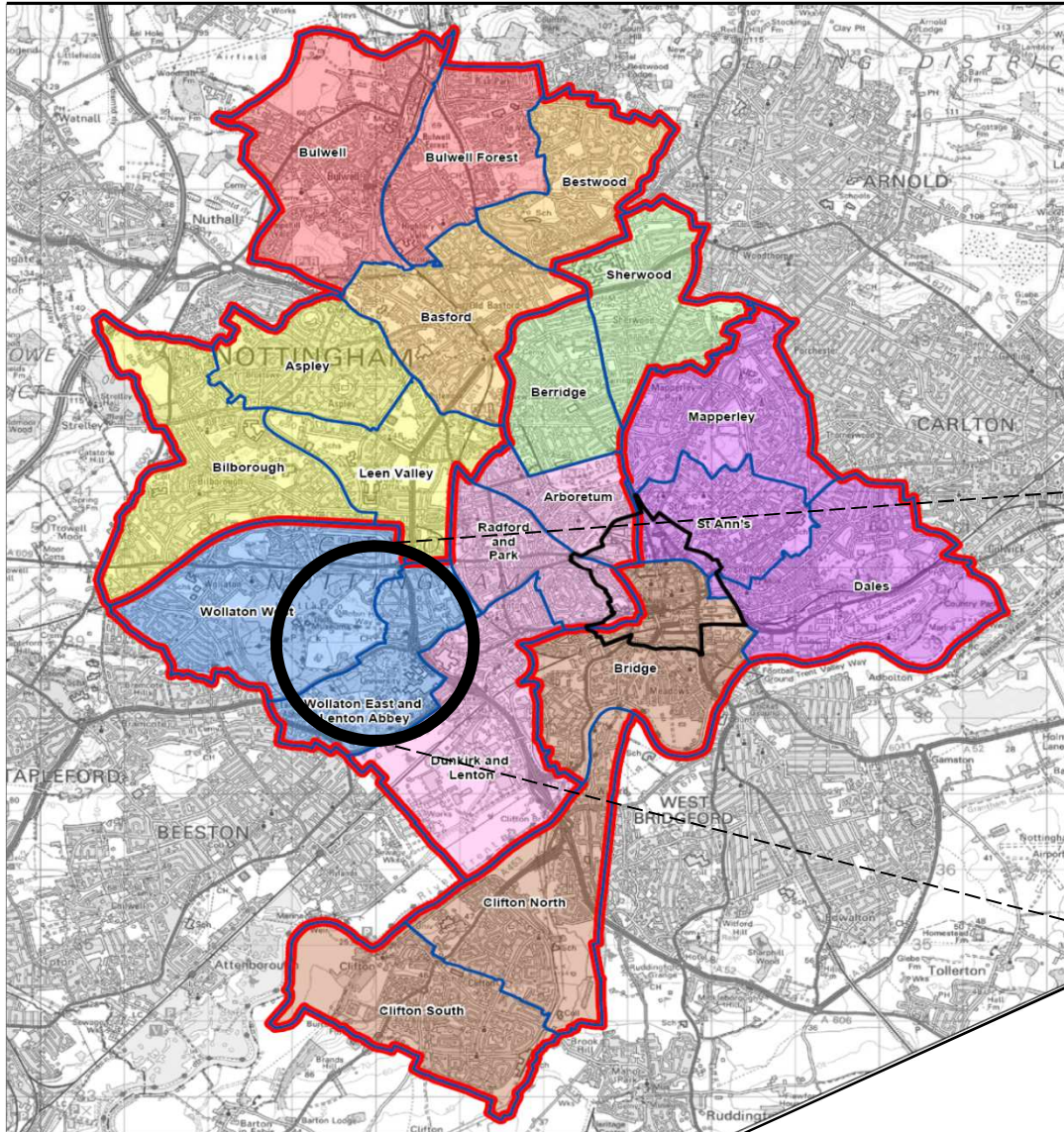
Ward	Category	Apr-15	May-15	Jun-15	Jul-15	Aug-15	Sep-15	Oct-15	Nov-15	Dec-15	Jan-16	Feb-16	Mar-16	Year To Date				YTD Crime Rates	
														2014-15	2015-16	Volume +/-	% Change	2014-15	2015-16
Wollaton West	All Crime	51	72	74	77	62	60							430	396	-34	-8%	29.17	26.86
	Victim Based Crime	46	68	67	69	57	59							410	366	-44	-11%	27.81	24.83
	Criminal Damage	3	6	4	5	8	4							49	30	-19	-39%	3.32	2.04
	Theft	20	30	27	28	25	19							100	149	49	49%	6.78	10.11
	Dwelling Burglary	5	2	2	0	0	5							34	14	-20	-59%	2.31	0.95
	Violence	5	9	10	15	5	8							50	52	2	4%	3.39	3.53
	<i>Domestic Violence</i>	2	4	6	6	3	3							20	24	4	20%	1.36	1.63
	<i>NTE Violence</i>	0	0	0	1	0	0							4	1	-3	-75%	0.27	0.07
	<i>Other Violence</i>	3	5	4	8	2	5							26	27	1	4%	1.76	1.83
	ASB	26	15	20	26	27	13							177	127	-50	-28%	12.01	8.62
	<i>Noise</i>	4	4	5	13	10	2							43	38	-5	-12%	2.92	2.58
	<i>Youth</i>	10	6	4	13	7	4							84	44	-40	-48%	5.70	2.98
	<i>Alcohol</i>	3	4	5	2	2	1							16	17	1	6%	1.09	1.15
	Deliberate Fires	1	2	0	0	0	0							5	3	-2	-40%	0.34	0.20
<i>Average Quarterly Score</i>	Cleanliness Score	91	93	85	88	86								92	89	-4	-4%	N/A	N/A
	Graffiti (reactive)	3	0	0	2	0								8	5	-3	-38%	0.54	0.34
	Fly-Tipping (reactive)	3	8	3	5	3								21	22	1	5%	1.42	1.49
	Dog Fouling (reactive)	0	1	1	2	3								13	7	-6	-46%	0.88	0.47
	Unemployment	118	115	113	119	118								751	583	-168	-22%	50.95	39.55

This report has been produced by the CDP pursuant to a brief provided by Neighbourhood Services. Please contact Daniel Dexter if you have any queries regarding the data.

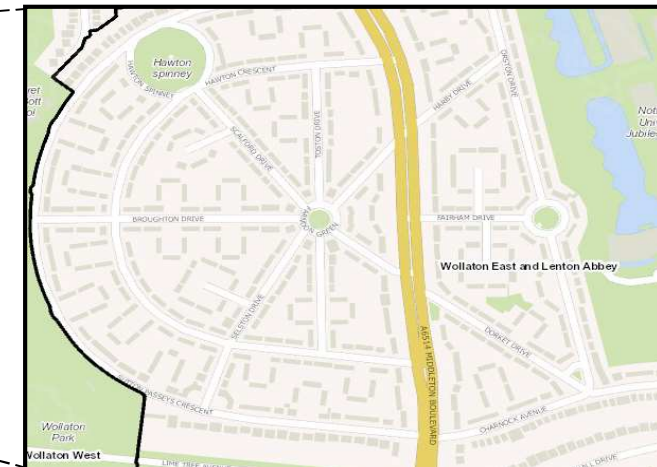
Daniel.Dexter@nottinghamcity.gov.uk ,

Ext: 65709

This page is intentionally left blank



Wollaton East & Lenton Abbey Area Committee Ward Performance Report October to December 2015



Neighbourhood Development
Officer Pauline Dorey
July – September 2015 Data

Introduction

- The WELA ward has a growing diverse community in Lenton Abbey with 74% white British and 6% other white some of whom have English as another language and others of mixed heritage, Black British and Caribbean and Asian origin. The 2012 Insight and 2010 ONS statistics are slightly skewed by the transient student population mainly studying at University of Nottingham.
- Wollaton Park estate has a hidden community of disabled children, young people and older adults and due to caring responsibilities have pockets of fuel poverty.
- In the top 10% nationally of SOA's for Crime and Disorder and Income Deprivation affecting children. However reported crime figures have generally fallen across the ward compared to the previous year.
- Wollaton Park estate have seen a growing number of HMO's and are experiencing increasing problems with their landlords.
- Ongoing car parking and traffic issues across the Ward

Wollaton East and Lenton Abbey

- Ward Priorities

Theme	Priorities	Key Actions	Outcome	Lead
SAFER	<p>To reduce antisocial behaviour</p> <p>To improve awareness of Domestic Violence issues amongst partners</p> <p>Violence</p> <p>Dwelling Burglary</p> <p>Shop Theft</p> <p>Cycle Thefts</p> <p>To reduce violent dog attacks in Lenton Abbey</p> <p>Increase visibility of the Police</p> <p>Reduce the number of Accidental Dwelling Fires, Deliberate Secondary fires and Deliberate Primary Fires</p>	<p>Co-ordinate work of Neighbourhood Services, Community Protection, Police & NCH. NCH Environmentals Equation programmes to schools. L Abbey focus on DV Student Week of Action Door knocking HMOs/ stalls with partners to reinforce CP, Safety campaign messages. Op Graduate. Burglaries - patrols in WELA. Ongoing Target Hardening VP Scheme NAT meeting Action Planning. Dog Control Order/ signage - Continued Awareness and Enforcement Campaign Crime Prevention / Rogue Trader Campaign/ Roadshow Education/ raising awareness of fire safety in the Home and deliberate fire setting</p> <p>Identify those in community vulnerable from fire & deliver appropriate interventions</p> <p>Work closely with Youth team, Police, partners in area to target deliberate Fire Setting</p>	<p>NAT Problem Solving meetings resolving actions and identifying hotspots</p> <p>Additional Youth Activities have increased youth engagement reducing ASB. WELA schools considering DV programmes. Improve student crime prevention. Crimes decreased overall. Quick response- Offenders arrested and charged for burglaries and cycle theft.</p> <p>Improve reporting by residents. HMOs registered. Intelligence from residents to CPO's re rogue traders, drugs, continue operations. Increased patrols. NDO worked with TRA and Police to improve promotion of LAG's. Refresh of Police publicity/ information. Increased resident involvement in TRA's, LAG's and Neigh Watch</p> <p>Primary and secondary fires are lowest in Nottingham</p>	<p>Locality Management</p> <p>NCH</p> <p>Schools</p> <p>Locality Management,</p> <p>Police, NPBT</p> <p>Locality Management, Community Protection</p> <p>Police NPBT</p> <p>Locality Management</p> <p>Notts Fire and Rescue Service</p> <p>Police</p> <p>Family and Community Teams -Youth</p>

Wollaton East and Lenton Abbey

- Ward Priorities

Theme	Priority	Key Actions	Outcome	Lead
NEIGHBOURHOODS	To reduce parking problems in the ward	Woodside Rd scheme Phase 2 and 3 planned in conjunction with Western Cycle Corridor. New TRO by shops now installed. Parking Survey completed for Charles Ave Area. Consider Traffic Safety designs re Middleton Blvd/ Harrow Rd.	Parking improved. Verge parking prevented. Works planned for Phase 2 & 3 Woodside Rd Parking Scheme with Cycle Ambition Western Corridor. New TRO has improved parking for elderly shop users. Consider options for 2 new schemes. Monitor impact.	Locality Management Traffic Management
	To tackle levels of fly tipping and untidy gardens, alleyways by landlords of HMO's and in general	Oct Student W of Action implemented with partners. CP enforcement of NCC & Uni of Nottingham Campaigns in WP & LA. Increase HMO registration Deep Cleans of alleyways across WELA.	Waste, CPO NDO doorknocking students and HMO to improve enforcement safety, Improved LA alley cleanliness/ awareness of bulky waste collection/ use. Clean Alleyways In WELA	Locality Management NCH, CP Locality Management
	Reduction of dog fouling	Shape City wide Dog Order at NAT.	Increased reporting of dog fouling.	Locality Management Traffic Management
	Ensure the views of local people assist in setting priorities	Ongoing community & partner consultation with citizens, TRA & VCS org/ grps on Charles Ave Area parking, Traffic Safety Harrow Rd/Ring Rd, NTRIP Plan, Tree planting	Community and partner consultation on: Ward Priorities/ PlanRefresh, Charles Ave Area Parking zone, Traffic Safety Harrow Rd/Ring Rd, NTRIP Plan, Tree planting locations	Locality Management Traffic Management & Highways Parks and Open Spaces,
	Neighbourhood Transformation Plan Gateway Action Plan	Ongoing work by Partners to deliver Allotment Action Plan & cultivation of LA waste land	Allotment Sites bought back into use and wasteland bought into cultivation by residents.	Allotment s Service

Wollaton East and Lenton Abbey

- Ward Priorities

Theme	Priority	Key Actions	Outcome	Lead
FAMILIES	Support work of Community Associations and community groups Help support groups/ community organis'ns develop new activities in the ward Support develop of new children/young people's activities	Outreach & new publicity After School Club & Youth Club in LA Funding support, develop and organisation of WPRA and LARA community consultation, Organise Xmas lights Switch On celebrations with partners, VCS and community. Supporting local VCS develop new activities Development of WELA Play / Youth Progr'mes	New After School Club at Sheila Roper Community Ctre Organisation and development of WPRA and LARA community consultation, Organise Xmas lights Switch On celebrations and Fairs Improved community cohesion new health sessions/activities Delivery of Play / Youth summer programme	Locality Management, Family & Community Team Locality Management, FCT, VCS
HEALTH	Promote healthier lifestyles and improve awareness of health issues. Promote opportunities for tackling fuel poverty.	Cooking and planting activities at Sheila Roper Comm Ctre. Increase sports /use of Lenton Abbey Park in Youth Prog Await Funding bid outcome for SPC Play Area redevelopment Energy and Welfare Rights Advice Sessions. Outreach stalls/ External Wall insulation Scheme installed in WP estate and L Abbey Information event	Community growing, improved environmental and health outcomes through increased wellbeing and reduced social isolation. Improved health/ engagement of young people Reduction in fuel poverty and increase in disposable income as Bills reduce. Increased awareness of energy and money saving opportunities	Locality Management, Early Help, VCS partners Locality Managtmt, NCH, NEP
WORKING	Increase awareness of training and employment opportunities/ advice.	Training/ employment opportunities - to all partners. Employment/ Work programmes rolled out L Abbey	Regular bulletins sent. Information on Apprenticeship, Nottingham Jobs Fund, NCH Tenants Academy distributed	Locality Managmn VCS partners

Community Engagement

Events Delivered

Event	Lead Partners	Date/Time	Venue
Hillside Local Issues Group LAG	Neighbourhood Policing	Wednesday 5th August, 4pm	St Marys Church Hall, Wollaton Hall Drive
Wollaton Park Residents Association	Wollaton Park Residents Association	15 th July, 7pm 19 th August, 7pm 16 th September, 7pm	Wollaton Park Community Centre,
Wollaton Park Residents Association AGM and Autumn Public Meeting	Wollaton Park Residents Association supported by Locality Management	16 th September, 7pm	Wollaton Park Community Centre
Energy Switch Advice sessions and stalls	Locality Management, NCC Energy Advisor	Various	Various in WELA ward
NCH Environmentals Resident Consultation	NCH, Locality Management, Councillors	various	Individual properties in Lenton Abbey
Lenton Abbey Fun Day	Lenton Abbey Friends and Fun Day Association (LAFFDA), Locality Management, Cllrs, NCC and VCS partners	Saturday 4 th July, 1-5pm	Lenton Abbey Park

Community Engagement

Events Delivered

Event	Lead Partners	Date/Time	Venue
Farndon Green Fun Day	Locality Management, Wollaton Park Residents Association	Friday 14 th August, 1 -4pm	Farndon Green
WELA NAT	Locality Management	9 th July 10am -11.30am	Sheila Roper Community Centre
WELA NAT	Locality Management	17 th September 10am - 11.30am	Sheila Roper Community Centre
Nottingham Action Group	TBC, 6.30pm	St Mary's Church Hall, Wollaton Hall Drive	
Lenton Abbey Residents Assoc / LAG	Lenton Abbey Residents Assoc Neighbourhood Policing	Wednesday 1 st July Wednesday 5 th August Wednesday 2nd September 7 - 8.30pm	Sheila Roper Community Centre
Further works	Allotments Service, City Services	July- September	Brook Road, various Allotment Sites, Lenton Abbey

Community Engagement

Events Delivered

Event	Lead Partners	Date/Time	Venue
Highfields Park User Group Meeting	Parks and Open Spaces,	, 2pm	Lakeside/ Highfields Park
Sutton Passeys Crescent Play Area Developments Bid Consultation at Farndon Green Fun Day	Parks and Open Spaces, Locality Management, Wollaton Park Residents Association (WPRA)	Friday 14 th August 1 - 4pm	Wollaton Park Community Centre, Wollaton Park Community Centre, Farndon Green
Safer Cycling Campaign Children/ Young People at Lenton Abbey Fun Day, SCP Play Area Consultation, Farndon Green Fun Day events	Locality Management, Sustrans	4 th July 1 - 5pm 4 th August , 2 - 4pm 14 th August, 1 - 4pm	Sheila Roper Community Centre, Lenton Abbey
WELA Summer Youth Activities Programme	Locality Management, Lifeline Journey and other partners	Tuesdays and Wednesdays 6 - 8pm in school holidays	Lenton Abbey Park
WELA Summer Youth Activities Programme	Locality Management, SEND Project	Tuesday 11 th August 1 - 3pm	Lenton Abbey Park

Community Engagement

Events Delivered

Event	Lead Partners	Date/Time	Venue
Sutton Passeys Crescent Play Area Developments Bid Consultation at Youth Club, WPRA, Mosque, Parent and Toddlers	Parks and Open Spaces, Locality Management, Wollaton Park Residents Association (WPRA)	15 th July, 7pm 17 th July , 6pm 17 th July 31 st July, 10.30am 20 th July, 10am	Wollaton Park Community Centre, Wollaton Park Community Centre, Mosque WPCC
Sutton Passeys Crescent Play Area Developments Bid Consultation	Parks and Open Spaces, Locality Management, Middleton Primary school	17 th July, 2pm	Middleton Primary school
Sutton Passeys Crescent Play Area Developments Bid Consultation event	Parks and Open Spaces, Locality Management	4 th August, 2 - 4pm	Sutton Passeys Crescent Play Area
Sutton Passeys Crescent Play Area Developments Bid Consultation Displays	Parks and Open Spaces, Locality Management	Beginning July – 31st August	Various venues in WP estate and online

Community Engagement

Events Delivered

Event	Lead Partners	Date/Time	Venue
Lenton Abbey Afterschool Club 5-11yrs	Sheila Roper Play and Afterschool Club, Early Help Team, supported by Locality Management	Every Tuesday 3.30 - 5.30pm in school term	Sheila Roper Community Centre or Lenton Abbey park
Neighbourhood Transformation Plan sub group meetings	Locality Management, Allotments, Community Protection, partners, Tree Services, City Services	Various throughout July – September	Various including Sheila Roper Community Centre
Street Surgery - Meet Your PCSO	Neighbourhood Police Beat Team	Thursday 27 th August 5pm – 5.30pm	Woodside Road Shops
Street Surgery - Meet Your PCSO	Neighbourhood Police Beat Team	Monday 7 th September 3.30pm – 4pm	Woodside Road Shops
Community Coffee	Neighbourhood Police Beat Team	Monday 21 st September 10.30 – 11.30am	Hope Nottingham

Community Engagement

Future Events and Activities Planned

Event	Lead Partners	Date/Time	Venue
Dog Fouling Campaign Dog Operations	Community Protection, City Services	ongoing	WELA
Community Coffee	Neighbourhood Police Beat Team	22 nd October, 10am	Wollaton Park Community Centre
Community Coffee	Neighbourhood Police Beat Team	26 th October, 10.30-11.30am	Hope Nottingham
Community Coffee	Neighbourhood Police Beat Team	30 th November, 10.30-11.30am	Hope Nottingham
University Beat Surgery	Nottinghamshire Police, Neighbourhood Police Beat Team	Thursday 1 st October 11.30am -12.30	Portland Building, University campus

Community Engagement

Future Events and Activities Planned

Event	Lead Partners	Date/Time	Venue
Neighbourhood Transformation meeting sub group meetings	Locality Management, City Services Tree Services, Allotment Services	Various throughout October - December	Various
WELA NAT	Locality Management	29 th October 10 - 11.30am	Sheila Roper Community Centre
WELA NAT	Locality Management	12 th November 10 - 11.30am	Sheila Roper Community Centre
WELA NAT	Locality Management	10 th December 10 - 11.30am	Sheila Roper Community Centre
Safer Cycling Campaign Children/ Young People Lenton Abbey Christmas Light Switch On event	Locality Management, Sustrans	2 nd December 5 - 6.30pm	The Blossoms, Woodside Road, Lenton Abbey

Community Engagement

Future Events and Activities Planned

Event	Lead Partners	Date/Time	Venue
Lenton Abbey Play & Afterschool Club 5-11yrs	Early Help Team supported by Locality Management,	Every Tuesday 3.30 - 5.30pm in school term time	Sheila Roper Community Centre or Lenton Abbey park
Student Week of Action Crime Prevention, ASB, Recycling, Cleansing, Bin Text Service, Electoral Registration Campaigns -Door Knocking Student properties and HMO's	Locality Management, Community Protection, HMO Team, Waste Advisors, PCSO, University of Nottingham, Cllrs, Student Strategy	15 th October 1 - 3pm	Middleton Boulevard, Orston Drive, Charnock Ave and other hotspot locations in Wollaton Park estate
Student Week of Action Campaigns as above	Locality Management, Community Protection, HMO Team, Waste Advisors, PCSO, University of Nottingham, Cllrs, Student Strategy	15 th October 4 - 6pm	Manton Crescent and other hotspot locations in Lenton Abbey
Student Week of Action Campaigns as above	Locality Management, University of Nottingham, Cllrs,	15 th October 4 - 6pm	University of Nottingham Campus gate, Lenton Abbey

Community Engagement

Future Events and Activities Planned

Event	Lead Partners	Date/Time	Venue
External Wall Insulation Information and Consultation Session	NCH, NEP, Locality Management , Meadows Advice Centre, Credit Union	26 th October, 12 – 7pm	Sheila Roper Community Centre
Further site clearance and works	Community Payback, City Services, Allotment Service	October - December	Overgrown green and Allotment Sites, LA
Hillside Local Issues Group LAG	Neighbourhood Policing	Wednesday 2nd December, 4pm,	St Marys Church Hall Wollaton Hall Drive.
Hillside Local Issues Group LAG	Neighbourhood Policing	Monday 5 th October, 1pm	Wollaton Park Community Centre
Lenton Abbey Christmas Light Switch On event	Locality Management, LARA, Sheila Roper Community Centre, VCS partners	2 nd December 5 - 6.30pm	The Blossoms, Woodside Road, Lenton Abbey
Wollaton Park estate Christmas Fair & Christmas Light Switch On event	Locality Management, WPRA, VCS partners	Saturday 5 th December 11 - 2pm	Farndon Green, Wollaton Park estate

Community Engagement

Ward Walks

Area/Estate	Date/Time	Meeting Point
Austrey Avenue, Lenton Abbey	Thursday 22 nd October, 10 - 11am	The Blossoms, Woodside Road, Lenton Abbey
Orston Drive, Charnock Avenue, Wollaton Park estate	Thursday 19th November, 10 - 11am	Orston Drive / Middleton Boulevard, WP estate
Hathern Green, Bosley Square, Enderby Square, Lenton Abbey	Thursday 17th December, 10 - 11am	The Blossoms, Woodside Road, Lenton Abbey

Page 79

Community Meetings

Group	Date	Venue
Nottingham Action Group	28 th October, 6.30pm	Rose and Crown, Derby Road

Community Engagement

Community Meetings

Group	Date	Venue
Sheila Roper Community Association Management Committee	14 th October 10 - 12	Sheila Roper Community Centre
Wollaton Park Residents Association	21 st October, 7pm 18 th November, 7pm	Wollaton Park Community Centre
Lenton Abbey Residents Association LARA & Local Issues Group LAG	7 th October, 7 - 8.30pm 4 th November, 7 – 8.30pm	Sheila Roper Community Centre
Lenton Abbey Friends and Fun Day Association (LAFFDA)	October, 6.30pm	Sheila Roper Community Centre
Wollaton Park Over 50's Coffee Morning Group	Every Thursday, 10 - 12 in term time	Wollaton Park Community Centre

Finance

- **Ward Councillor Budgets**

Total amount allocated from 1st April 2014 £ 13,710

Total amount allocated from 1st April 2015 £ 7,000

Applications pending

- **Area Capital Fund**

Total amount allocated from 1st April 2015 to date £ 20,631 (LTP element)

Total amount allocated from 1st April 2015 to date £ 5,000 (Public Realm element)

Budget Allocation for 2015-2016 (LTP element) £32,000

Budget Allocation for 2015-2016 (Public Realm element) £19,050

- **NCH Environmentals**

Total amount allocated from 1st April 2013 to date £16,514.13

Scheme decisions pending.

Budget Allocation for 2015-2016 £19,464

SUMMARY PERFORMANCE REPORT

AREA 7 : April - September 2015

Wollaton East and Lenton Abbey

Ward	Category	Apr-15	May-15	Jun-15	Jul-15	Aug-15	Sep-15	Oct-15	Nov-15	Dec-15	Jan-16	Feb-16	Mar-16	Year To Date				YTD Crime Rates	
														2014-15	2015-16	Volume +/-	% Change	2014-15	2015-16
Wollaton East & Lento	All Crime	26	65	38	42	34	46							242	251	9	4%	24.32	25.22
	Victim Based Crime	22	60	36	38	31	42							224	229	5	2%	22.51	23.01
	Criminal Damage	7	9	9	5	3	2							26	35	9	35%	2.61	3.52
	Theft	9	17	10	23	21	19							106	99	-7	-7%	10.65	9.95
	Dwelling Burglary	2	2	3	2	2	7							37	18	-19	-51%	3.72	1.81
	Violence	1	15	8	3	2	5							30	34	4	13%	3.01	3.42
	Domestic Violence	1	8	2	1	2	0							10	14	4	40%	1.00	1.41
	NTE Violence	0	0	0	0	0	0							1	0	-1	-100%	0.10	0.00
	Other Violence	0	7	6	2	0	5							19	20	1	5%	1.91	2.01
	ASB	15	12	20	18	13	22							89	100	11	12%	8.94	10.05
	Noise	6	4	7	9	4	9							37	39	2	5%	3.72	3.92
	Youth	2	3	5	3	4	2							18	19	1	6%	1.81	1.91
	Alcohol	1	2	2	2	2	2							13	11	-2	-15%	1.31	1.11
	Deliberate Fires	0	0	1	0	0								1	1	0	0%	0.10	0.10
	Average Quarterly Score	Cleanliness Score	84	89	91	94	87								90	89	-1	-1%	N/A
	Graffiti (reactive)	3	0	1	4	2								9	10	1	11%	0.90	1.00
	Fly-Tipping (reactive)	3	3	4	3	9								16	22	6	38%	1.61	2.21
	Dog Fouling (reactive)	4	2	6	0	3								5	15	10	200%	0.50	1.51
	Unemployment	75	68	73	73	76								522	365	-157	-30%	52.45	36.68

Area Total	Category	Apr-15	May-15	Jun-15	Jul-15	Aug-15	Sep-15	Oct-15	Nov-15	Dec-15	Jan-16	Feb-16	Mar-16	Year To Date				YTD Crime Rates	
														2014-15	2015-16	Volume +/-	% Change	2014-15	2015-16
Area Committee 7	All Crime	77	138	112	119	96	100							672	642	-30	-4%	27.21	26.00
	Victim Based Crime	68	129	103	107	88	95							634	590	-44	-7%	25.68	23.89
	Criminal Damage	10	15	13	10	11	5							75	64	-11	-15%	3.04	2.59
	Theft	29	47	37	51	46	37							206	247	41	20%	8.34	10.00
	Dwelling Burglary	7	4	5	2	2	12							71	32	-39	-55%	2.88	1.30
	Violence	6	24	18	18	7	12							80	85	5	6%	3.24	3.44
	Domestic Violence	3	12	8	7	5	2							30	37	7	23%	1.21	1.50
	NTE Violence	0	0	0	1	0	0							5	1	-4	-80%	0.20	0.04
	Other Violence	3	12	10	10	2	10							45	47	2	4%	1.82	1.90
	ASB	41	27	40	44	40	35							266	227	-39	-15%	10.77	9.19
	Noise	10	8	12	22	14	11							80	77	-3	-4%	3.24	3.12
	Youth	12	9	9	16	11	6							102	63	-39	-38%	4.13	2.55
	Alcohol	4	6	7	4	4	3							29	28	-1	-3%	1.17	1.13
	Deliberate Fires	1	2	1	0	0								6	4	-2	-33%	0.24	0.16
	Average Quarterly Score	Cleanliness Score	87.5	91	88	91	87								91	89	-2	-3%	N/A
	Graffiti (reactive)	6	0	1	6	2								17	15	-2	-12%	0.69	0.61
	Fly-Tipping (reactive)	6	11	7	8	12								37	44	7	19%	1.50	1.78
	Dog Fouling (reactive)	4	3	7	2	6								18	22	4	22%	0.73	0.89
	Unemployment	193	183	186	192	194								1273	948	-325	-26%	51.55	38.39

WOLLATON EAST AND LENTON ABBEY AREA COMMITTEE
16TH NOVEMBER 2015

Title of paper:	AREA CAPITAL FUND	
Director(s)/ Corporate Director(s):	Andy Vaughan Corporate Director Commercial and Operations Tel: 0115 8765627 Andy.vaughan@nottinghamcity.gov.uk	Wards affected: Wollaton East And Lenton Abbey and Wollaton West
Report author(s) and contact details:	Pauline Dorey Neighbourhood Development Officer – Wollaton And Lenton Abbey Mobile: 07960420474 pauline.dorey@nottinchamcity.gov.uk	
Other colleagues who have provided input:	Lylse-Anne Renwick Neighbourhood Development Officer – Wollaton West Ward 0115 – 8764488 lylse-anne.renwick@nottinchamcity.gov.uk John Marsh Central Locality Manager 0115 8838467 john.marsh@nottinghamcity.gov.uk Nancy Hudson Projects Officer, Highway Services 0115 876 5633 Mobile: 07951 669998 nancy.hudson@nottinghamcity.gov.uk	
Date of consultation with Portfolio Holder(s) (if relevant)		
Relevant Council Plan Strategic Priority:		
Cutting unemployment by a quarter		<input type="checkbox"/>
Cut crime and anti-social behaviour		<input checked="" type="checkbox"/>
Ensure more school leavers get a job, training or further education than any other City		<input type="checkbox"/>
Your neighbourhood as clean as the City Centre		<input checked="" type="checkbox"/>
Help keep your energy bills down		<input type="checkbox"/>
Good access to public transport		<input checked="" type="checkbox"/>
Nottingham has a good mix of housing		<input type="checkbox"/>
Nottingham is a good place to do business, invest and create jobs		<input checked="" type="checkbox"/>
Nottingham offers a wide range of leisure activities, parks and sporting events		<input checked="" type="checkbox"/>
Support early intervention activities		<input type="checkbox"/>
Deliver effective, value for money services to our citizens		<input checked="" type="checkbox"/>
Summary of issues (including benefits to citizens/service users):		
This report provides Councillors with:		
<ul style="list-style-type: none"> • Latest spend proposals under the Area Capital Fund including highways and footways. 		
Recommendation(s):		
1	Note the monies available to Wollaton East and Lenton Abbey and Wollaton West Wards as outlined in Appendix 1.	
2	That the Area Capital programmes of schemes for Wollaton East and Lenton Abbey and Wollaton West, as set out in Appendix 1, be approved.	

3	
4	

1. REASONS FOR RECOMMENDATIONS

- 1.1 The Nottingham LTP strategy 2011-2026 maintains a commitment to deliver local transport improvements across Nottingham’s Neighbourhoods and prioritises small scale transport improvements of importance to local communities.
- 1.2 As part of the budget process Nottingham City Council approved in March 2015 an LTP capital allocation of £1.25 million citywide between 2015 - 2016. In addition for 2015-2016 a Public Realm General Fund has been approved of £750,000 Citywide.
- 1.3 To give opportunity for the Area Committee to make comment on suggested schemes and their progress.

2. BACKGROUND (INCLUDING OUTCOMES OF CONSULTATION)

- 2.1 The Area Capital Programme was established to improve the environment of the neighbourhoods and to create a sense of place for residents in order to improve the quality of life of local people. Since it was established in 2006 to meet the then corporate priority of “Transforming Neighbourhoods” the Area Capital Fund has included a total programme expenditure portfolio of £40 million. The improvements that have been carried out to date using this programmed have included footpath, fence, visual enhancements to public realm, refurbishment of parks and improvements to public buildings.
- 2.2 Resources are allocated from the Nottingham City Council General Fund, the Local Transport Plan (LTP) and from the Housing Revenue Account. To achieve a joint approach to environmental improvements in neighbourhoods, a greater degree of flexibility has been established to prioritise and deliver improvements so that there is a synergy in local solutions for local issues across neighbourhoods.
- 2.3 The programme of works is a rolling programme. There have been instances where schemes are started, with strong community involvement and interest, only to be altered at a later stage due to changing circumstances such as economic conditions and changes in land values.
- 2.4 The Area Committee, particularly community representatives, are invited to comment specifically on those schemes identified in the proposals column and also to consider whether certain schemes can be linked to other programme of work in order to generate best value and create a greater impact on the local area.

3. OTHER OPTIONS CONSIDERED IN MAKING RECOMMENDATIONS

- 3.1 None

4. FINANCE COMMENTS (INCLUDING IMPLICATIONS AND VALUE FOR MONEY/VAT)

4.1 Bringing together the various strands which form part of the Area Capital Programme enables the City Council to respond efficiently in delivering on public realm improvements as identified by local people.

5. LEGAL AND PROCUREMENT COMMENTS (INCLUDING RISK MANAGEMENT ISSUES, AND LEGAL, CRIME AND DISORDER ACT AND PROCUREMENT IMPLICATIONS)

5.1 A risk register has been produced which is regularly monitored.

6. EQUALITY IMPACT ASSESSMENT

Has the equality impact been assessed?

Not needed (report does not contain proposals or financial decisions)

No

Yes – Equality Impact Assessment attached

Due regard should be given to the equality implications identified in the EIA.

7. LIST OF BACKGROUND PAPERS OTHER THAN PUBLISHED WORKS OR THOSE DISCLOSING CONFIDENTIAL OR EXEMPT INFORMATION

7.1 Highways Framework Agreement.

8. PUBLISHED DOCUMENTS REFERRED TO IN COMPILING THIS REPORT

8.1 Executive Board Report, 24 February 2015, as part of Item 15, Medium Term Financial Plan 2015/16-2017/18, under Annex 3, Capital Programme.

Wollaton East & Lenton Abbey Area Capital 2015 - 2016 Programme

Wollaton East & Lenton Abbey LTP schemes

Location	Type	Councillor Prioritised / Area Committee Approved	Estimate	Estimated start date	Completed	Details
Charles Avenue Area	parking scheme	Prioritised 4 November 2015	£20,000			Introduction of measures to resolve parking issues in Charles Avenue area - lead service: Traffic & Safety
Charles Avenue Area	parking survey	Approved September 2015	£1,000	Autumn 2015	Yes	Parking survey to ascertain options to resolve parking issues - lead service: Traffic & Safety
Woodside Road (Phase 2)	parking	Approved June 2015	£19,531	Summer/ Autumn 2015		Improvement of parking access to include dropped kerbs and drainage: Neighbourhood transformation and enhancement to a key city gateway. Joint scheme with NCH - lead service: Highways Maintenance/ Neighbourhood Services
Hawton Spinney	signs	Approved June 2015	£100	July 2015	Yes	"No dog" signs to prevent damage to wildlife and biodiversity area - lead service: Neighbourhood Services

Total LTP schemes*

£40,631

Wollaton East & Lenton Abbey Public Realm schemes

Location	Type	Councillor Prioritised / Area Committee Approved	Estimate	Estimated start date	Completed	Details
WFLA Ward trees	tree works	Approved June 2015	£5,000	Sept 2015	Action Plan Drawn Up Seeking Quotes	Contribution to 3 year city-wide programme of felling inappropriately placed trees and replacement tree planting - lead service: Parks & Open Spaces

Total Public Realm schemes**

£5,000

Wollaton East & Lenton Abbey Withdrawn schemes

Location	Type	Reason	Amount	Details
Previously decommitted schemes			£7,884	

Total Decommitted***

£7,884

2015-2016 LTP allocation

£32,000

LTP carried forward from 2013-2015

£754

2015 - 2016 Public Realm allocation

£19,050

Public Realm carried forward from 2013-2015

£20,708

Total Available 2015 - 2016 ACF

£72,512

*Less LTP schemes

- £40,631

**Less Public Realm schemes

- £5,000

***Decommitted funds

+ £7,884

Remaining available balance

£34,765

LTP element remaining

£7

Public Realm element remaining

£34,758

Wollaton West Area Capital 2015 - 2016 Programme

Wollaton West LTP schemes

Location	Type	Councillor Prioritised / Area Committee Approved	Estimate	Estimated start date	Completed	Details
Schools road safety	signage and lining	Approved September 2015	£2,250			Assessment and replacement of signs / lines outside schools in identified locations across the ward - lead service: Traffic & Safety
Arleston Drive	assessment	Approved September 2015	£1,750			Assessment of traffic calming measures on Arleston Road - lead service: Traffic & Safety
Wollaton Road/ St Leonards Dr	zebrites	Approved September 2015	£5,500			Retrofit LED units to existing belisha beacons at zebra crossing on Wollaton Road - lead service: Traffic & Safety
Woodbank Drive	road markings	Approved September 2015	£1,500			Provision of 20mph roundels to increas awareness of speed limit on Woodbank Drive - lead service: Traffic & Safety
Hambledon Drive	footpath	Approved September 2015	£24,837			Reconstruction of footpath on Hambledon Drive, odd numbered side (LTP contribution) - lead service: Highway Maintenance

Total LTP schemes*

£35,837

Wollaton West Public Realm schemes

Location	Type	Councillor Prioritised / Area Committee Approved	Estimate	Estimated start date	Completed	Details
Torvill Drive	barrier	Approved September 2015	£1,700			Removal of A-frame barriers to increase public access for mobility scooters, buggies and wheelchairs on link footpath from Torvill Drive to Old Coach Road - lead service: Traffic & Safety
Hambledon Drive	footpath	Approved September 2015	£1,289			Reconstruction of footpath on Hambledon Drive, odd numbered side (PR contribution) - lead service: Highway Maintenance
Wollaton Road	bus stop cage	Approved September 2015	£2,000			Improve safety for public transport users by introducing measures to prevent parking at bus stops - lead service: Traffic & Safety
Wollaton Ward bins	litter bins	Approved September 2015	£1,462			Supply and fit litter bins on Derby Road, Bramcote Lane and Grangewood Estate
Wollaton Park play area	café	Approved September 2015	£20,000			Contribution to provision of café in existing building by play area - lead service: Parks & Open Spaces
Ringwood Crescent	survey	Approved September 2015	£3,000			Survey to examine issues around commuter parking - lead service: Traffic & Safety
Wollaton West Ward trees	tree works	Approved June 2015	£5,000	tbc		Contribution to 3 year city-wide programme of felling inappropriately placed trees and replacement tree planting - lead service: Parks & Open Spaces
Wollaton Road planters	planters	Approved DA May 2015	£869	-	yes	Provision of planters contributing to area enhancement at a key ward gateway - lead service: Parks & Open Spaces

Total Public Realm schemes**

£35,320

Wollaton West Withdrawn schemes

Location	Type	Reason	Amount	Details
Total Decommitted***			£0	
2015-2016 LTP allocation			£33,000	
LTP carried forward from 2013-2015			£2,837	
2015 - 2016 Public Realm allocation			£20,050	
Public Realm carried forward from 2013-2015			£19,738	
Total Available 2015 - 2016 ACF			£75,625	
*Less LTP schemes	-		£35,837	
**Less Public Realm schemes	-		£35,320	
***Decommitted funds	+		£0	
Remaining available balance			£4,468	
LTP element remaining			£0	
Public Realm element remaining			£4,468	